

MAGNASOURCE INC.

BOOM LIFT

**QUICK
REFERENCE
GUIDE**

S40/S45

Part #	Description	Quantity	S/N From	S/N To	Notes
ACCESSORIES					
GN19145	12V horn w/spade terminals	1	001	830	
GN81578	12V horn w/spade terminals	1	831	Up	
GN18963	Descent alarm	1	001	Up	
GN19506	Hour meter gauge	1	001	Up	
GN56704	Strobe light	A/R	001	Up	
GN45383	Tilt alarm	1	001	Up	
GN45462	Travel alarm	1	001	Up	
CONTACTORS/DIODES/RELAYS					
GN34052	12V relay	A/R	001	Up	
GN34053	Relay socket	A/R	001	Up	
CONTROLLERS - VERIFY STYLE REFER TO PG 37					
GN20424	Drive/steer	1	001	7000	Single axis, drive/steer
GN53073	Multi axis boom	1	001	7000	Dual axis
GN101174	Dual axis joystick	A/R	7001	Up	Dual axis, Hall Effect
GN101175	Single axis joystick	1	7001	Up	Single axis, Hall Effect
GN101005	Single axis w/steer	A/R	7001	Up	Single axis w/rocker, Hall Effect
DECALS/LABELS					
GN97890	General safety	2	001	14677	
GN114389	General safety	2	14678	Up	
GN32658	Lower control box	1	001	831	
GN72160	Lower control box	1	832	7000	
GN82195	Lower control box	1	7001	7181	
GN82581	Lower control box	1	7182	Up	
GN32657	Platform control box	1	001	831	
GN72164	Platform control box	1	832	7000	S-40
GN52155	Platform control box	1	832	7000	S-45
GN82469	Platform control box	1	7001	7181	
GN82767	Platform control box	1	7182	Up	
GN32762	Safety instructions decal kit S-40	1	001	830	
GN52055	Safety instructions decal kit S-40 gas	1	831	7000	Dual fuel
GN46198	Safety instructions decal kit S-40 diesel	1	831	7000	Diesel
GN102149	Safety decal kit (symbols)	1	7001	14677	
GN122887	Safety decal kit (symbols)	1	14678	Up	
GN89834	Safety decal kit (words)	1	7001	7181	Dual fuel
GN89835	Safety decal kit (words)	1	7001	7181	Diesel
GN102150	Safety decal kit (words)	1	7182	9752	
GN111322	Safety decal kit (words)	1	9753	14677	
GN122886	Safety decal kit (words)	1	14678	Up	
ENGINES					
****Call TVH today for all your engine and engine maintenance parts needs****					
FUSES/CIRCUIT BREAKERS					
GN147094	Circuit breaker panel mount 15A	2	001	Up	
GN147095	Circuit breaker panel mount 20A	1	7001	Up	
LEVEL SENSORS					
GN94077	Level sensor	1	001	Up	
SWITCHES - VERIFY STYLE REFER TO PGS 33-36					
GN66813	Black horn button	A/R	001	Up	
GN66818	Contact block N.C.	A/R	001	Up	
GN66816	Contact block N.O.	A/R	001	Up	
GN66812	E-stop button	A/R	001	Up	
GN13482	Foot switch	1	001	7000	
GN227516	Foot switch	1	7001	Up	
GN66811	Key switch 3 position	A/R	001	7189	
GN96008-S	Key switch 3 position	A/R	7190	Up	
GN66821	Switch mounting base w/o contacts	A/R	001	Up	
GN27378	Toggle DPDT 2 position maintained	A/R	001	830	
GN128205	Toggle DPDT 2 position maintained	A/R	831	Up	
GN13480	Toggle DPDT 2 position momentary	A/R	001	830	
GN128201	Toggle DPDT 2 position momentary	A/R	831	7000	
GN13038	Toggle DPDT 3 position maintained	A/R	001	830	
GN128206	Toggle DPDT 3 position maintained	A/R	831	7000	
GN16397	Toggle DPDT 3 position momentary	A/R	001	830	
GN128202	Toggle DPDT 3 position momentary	A/R	831	Up	
GN128204	Toggle SPDT 2 position maintained	A/R	831	7000	
GN128203	Toggle SPDT 2 position momentary	A/R	7001	Up	
GN13037	Toggle SPDT 3 position momentary	A/R	001	830	
GN128200	Toggle SPDT 3 position momentary	A/R	831	7000	

S40/S45 - CONTINUED

Part #	Description	Quantity	S/N From	S/N To	Notes
VALVES					
GN31262	Counterbalance	2	0001	0830	
GN7225	Differential sensing	1	1931	Up	
GN43609	Solenoid	1	831	7000	
GN29066	Solenoid brake release	1	001	7000	
GN89857	Solenoid brake release	1	7001	7568	
GN94760	Solenoid brake/high speed	2	7569	Up	
GN27801	Solenoid proportional	2	001	7000	
GN122645	Solenoid proportional	1	7001	Up	
WHEELS/TIRES					
GN81489	12 x 16.5 12 ply tire	4	001	Up	
GN122348	16.5 x 9.75 wheel	4	001	Up	

****Call for price and availability on assemblies****

S60/S65

ACCESSORIES

GN45462	Descent alarm	1	001	652	
GN230392	Descent alarm	1	653	Up	
GN56264	Horn	1	001	2574	
GN81578	Horn	1	2575	21000	
GN19506	Hour meter gauge	1	001	Up	
GN56704	Strobe light	A/R	001	Up	
GN45383	Tilt alarm	1	001	Up	
GN18963	Travel alarm	1	653	Up	

CONTACTORS/DIODES/RELAYS

GN45782	6A diode	A/R	653	9153	
GN19274	12V relay	A/R	653	Up	w/bracket
GN34052	12V relay	A/R	653	Up	Dual fuel
GN24118	DPDT 12V relay	A/R	001	652	
GN25563	SPDT 12V relay	A/R	001	652	Plug-in style
GN61225	SPDT 12V relay	A/R	9154	Up	
GN24119	Relay DPDT socket	A/R	001	652	
GN24343	Relay retainer socket	A/R	001	652	
GN34053	Relay socket	A/R	653	7837	Dual fuel
GN20813	Relay SPDT socket	A/R	001	652	

CONTROLLERS - VERIFY STYLE REFER TO PG 37

GN20424	Drive/steer	1	001	9153	Single axis, drive/steer
GN24495	Joystick	A/R	001	9153	Single axis
GN40613	Joystick	1	653	9153	Dual axis
GN111415	Single axis joystick	1	9154	14781	Single axis w/harness adapter, Hall Effect
GN111417	Dual axis joystick	1	9154	14781	Dual axis w/harness adapter, Hall Effect
GN111416	Single axis w/steer	1	9154	14781	Single axis w/rocker and harness adapter, Hall Effect
GN101175	Single axis joystick	1	14782	Up	Single axis, Hall Effect
GN101174	Dual axis joystick	A/R	14782	Up	Dual axis, Hall Effect
GN101005	Single axis w/steer	A/R	14782	Up	Single axis w/rocker, Hall Effect

DECALS/LABELS

GN25690	Ground controls	1	001	652	
GN32992	Ground controls	1	653	2574	
GN49926	Ground controls	1	2575	6829	
GN72160	Ground controls	1	6830	9153	
GN82455	Ground controls	1	9154	21000	
GN114465	Ground controls	1	21000	Up	
GN32702	Operating instructions	1	653	2574	
GN43647	Operating instructions	1	2575	9153	
GN97890	Operating instructions	1	9154	21000	
GN25716	Platform controls	1	001	652	
GN32941	Platform controls	1	653	3099	
GN52156	Platform controls	1	3100	6829	
GN72162	Platform controls	1	6830	9153	
GN82456	Platform controls	1	9154	21000	
GN147603	Platform controls	1	21000	Up	
GN27573	Safety decal kit	1	001	652	
GN33483	Safety decal kit	1	653	2574	
GN52056	Safety decal kit	1	2575	9153	Dual fuel
GN46200	Safety decal kit	1	2575	9153	Diesel
GN82760	Safety decal kit (symbols)	1	9154	21000	
GNT108008	Safety decal kit (symbols)	1	21000	Up	
GN82408	Safety decal kit (words)	1	9154	21000	
GNT108007	Safety decal kit (words)	1	21000	Up	

S60/S65 - CONTINUED

Part #	Description	Quantity	S/N From	S/N To	Notes
ENGINES					
****Call TVH today for all your engine and engine maintenance parts needs****					
FUSES/CIRCUIT BREAKERS					
GN147094	Circuit breaker panel mount 15A	2	001	Up	
GN147095	Circuit breaker panel mount 20A	1	9154	19406	
GN128935	Circuit breaker 10A	2	19407	Up	Automatic reset
LEVEL SENSORS					
GN44586	Level sensor	1	001	7388	
GN94077	Level sensor	1	7389	Up	
SWITCHES - VERIFY STYLE REFER TO PGS 33-36					
GN66813	Black horn button	A/R	001	Up	
GN66818	Contact block N.C.	A/R	001	Up	
GN66816	Contact block N.O.	A/R	001	Up	
GN66812	E-stop button	A/R	001	Up	
GN13482	Foot switch	1	001	9153	
GN73233	Foot switch	1	9154	Up	
GN66811	Key switch 3 position	A/R	001	9153	
GN96008-S	Key switch 3 position	A/R	9154	Up	
GN66821	Switch base w/o contacts	A/R	001	Up	
GN27378-S	Toggle DPDT 2 position maintained	A/R	001	9153	
GN13480-S	Toggle DPDT 2 position momentary	A/R	001	9153	
GN128201	Toggle DPDT 2 position momentary	A/R	9154	Up	
GN13038-S	Toggle DPDT 3 position maintained	A/R	001	9153	
GN128202	Toggle DPDT 3 position momentary	A/R	9154	Up	
GN56457-S	Toggle SPDT 2 position maintained	A/R	2575	9153	
GN128204	Toggle SPDT 2 position maintained	A/R	9154	Up	
GN128203	Toggle SPDT 2 position momentary	A/R	9154	Up	
GN13037-S	Toggle SPDT 3 position momentary	A/R	001	9153	
GN128200	Toggle SPDT 3 position momentary	A/R	9154	Up	
VALVES					
GN146160	Solenoid brake	1	001	965	
GN65766	Solenoid brake/high speed	2	966	3081	
GN89769	Solenoid brake/high speed	2	3082	Up	
GN31406	Relief	1	653	2574	
GN40983	Counterbalance	2	2575	9153	
WHEELS/TIRES					
GN73185	385 x 19.5 tire	4	652	9153	
GN88728	355/55D625 tire	4	9154	Up	
GN73259	19.5 x 11.75 wheel	4	001	676	
GN73184	19.5 x 12.25 wheel (10 hole)	4	677	9153	
GN88727	24.5 x 11.75 wheel (9 hole)	4	9154	Up	

****Call for price and availability on assemblies****

S80/S85

ACCESSORIES					
GN45462	Descent alarm	1	001	Up	
GN56264	Horn	1	001	965	
GN81578	Horn	1	966	Up	
GN19506	Hour meter gauge	1	001	Up	
GN56704	Strobe light	A/R	001	Up	
GN45383	Tilt alarm	1	001	Up	
GN18963	Travel alarm	1	966	Up	
CONTACTORS/DIODES/RELAYS					
GN25807	Block diode	A/R	001	3081	Suppression
GN19274	SPDT 12V relay	A/R	001	Up	w/bracket
GN34052	SPDT 12V relay	A/R	001	7999	
GN34053	Relay socket	A/R	001	7999	
CONTROLLERS - VERIFY STYLE REFER TO PG 37					
GN20424	Drive/steer	1	001	3081	Single axis, drive/steer
GN24495	Joystick	1	001	3081	Single axis
GN40613	Joystick	1	001	3081	Dual axis
GN111417	Dual axis joystick	1	3082	7999	Dual axis w/harness adapter, Hall Effect
GN111415	Single axis joystick	1	3082	7999	Single axis w/harness adapter, Hall Effect
GN111416	Single axis w/steer	1	3082	7999	Single axis w/rocker and harness adapter, Hall Effect
GN101005	Single axis w/steer	1	8000	Up	Single axis w/rocker, Hall Effect
GN101173	Dual axis w/steer	1	8000	Up	Dual axis w/rocker, Hall Effect
GN101174	Dual axis joystick	1	8000	Up	Dual axis, Hall Effect

S80/S85 - CONTINUED

Part #	Description	Quantity	S/N From	S/N To	Notes
DECALS/LABELS					
GN32702	General safety	2	001	965	
GN97890	General safety	2	966	7999	
GN114389	General safety	2	8000	Up	
GN32992	Ground controls	1	001	965	
GN72160	Ground controls	1	966	3081	
GN82195	Ground controls	1	3082	7999	
GN114465	Ground controls	1	8000	Up	
GN32941	Platform controls	1	001	965	
GN52156	Platform controls	1	966	3081	
GN82194	Platform controls	1	3082	3576	
GN82762	Platform controls	1	3577	7999	
GN133075	Platform controls	1	8000	8499	
GN147603	Platform controls	1	8500	Up	
GN33483	Safety decal kit	1	001	965	
GN62245	Safety decal kit	1	966	3081	Dual fuel
GN62246	Safety decal kit	1	966	3081	Diesel
GN102533	Safety decal kit (symbols)	1	3082	7999	
GN122398	Safety decal kit (symbols)	1	8000	8499	
GN108104	Safety decal kit (symbols)	1	8500	Up	
GN102435	Safety decal kit (words)	1	3082	3576	
GN102446	Safety decal kit (words)	1	3577	4666	
GN111323	Safety decal kit (words)	1	4667	7999	
GN122397	Safety decal kit (words)	1	8000	8499	
GN108102	Safety decal kit (words)	1	8500	Up	
ENGINES					
****Call TVH today for all your engine and engine maintenance parts needs****					
FUSES/CIRCUIT BREAKERS					
GN147094	Circuit breaker panel mount 15A	2	001	Up	
GN147095	Circuit breaker panel mount 20A	1	3082	7999	
LEVEL SENSORS					
GN44586	Level sensor	1	001	3081	
GN94077	Level sensor	1	3082	Up	
SWITCHES - VERIFY STYLE REFER TO PGS 33-36					
GN66813	Black horn button	A/R	001	Up	
GN66818	Contact block N.C.	A/R	001	Up	
GN66816	Contact block N.O.	A/R	001	Up	
GN66812	E-stop button	A/R	001	Up	
GN13482	Foot switch	1	001	2848	
GN73233	Foot switch	1	2849	3081	
GN227516	Foot switch	1	3082	Up	
GN66811	Key switch 3 position	A/R	001	3081	
GN96008-S	Key switch 3 position	A/R	3082	Up	
GN66821	Switch base w/o contacts	A/R	001	Up	
GN128201	Toggle switch DPDT 2 position momentary	A/R	001	Up	
GN128206	Toggle switch DPDT 3 position maintained	A/R	001	Up	
GN128205	Toggle switch SPDT 2 position maintained	A/R	001	Up	
GN128204	Toggle switch SPDT 2 position maintained	A/R	966	Up	
GN128200	Toggle switch SPDT 3 position momentary	A/R	001	Up	
GN128202	Toggle switch SPDT 3 position momentary	A/R	001	Up	
VALVES					
GN27801	Solenoid proportional	2	001	Up	
GN146160	Solenoid brake	1	001	965	
GN65766	Solenoid brake/high speed	2	966	3081	
GN89769	Solenoid brake/high speed	2	3082	Up	
GN122641	Flow regulator	1	8000	Up	
WHEELS/TIRES					
GN81527	15 x 22.5 16 ply tire	4	001	7999	Rough terrain
GN88261	18 x 625 16 ply tire	4	8000	Up	Rough terrain
GN73190	22.5 x 11.75 wheel	4	001	7999	
GN121268	22.5 x 15 wheel	4	8000	Up	
****Call for price and availability on assemblies****					

Z30/Z0N

ACCESSORIES					
GN45462	Descent alarm	1	001	Up	
GN45212	Horn	1	001	1931	
GN81579	Horn	1	1932	Up	
GN19506	Hour meter gauge	1	001	Up	

Z30/Z0N - CONTINUED

Part #	Description	Quantity	S/N From	S/N To	Notes
ACCESSORIES					
GN96317	Static strap	1	001	Up	
GN56704	Strobe light	1	001	Up	
GN45383	Tilt alarm	1	001	Up	
CHARGER					
GN139720	Charger update kit	1	001	3446	Replaces 54794
GN128375	Charger 48V	1	3477	Up	
GN128377	48" electrical cord 14/3AWG	1	3477	Up	
CONTACTOR/DIODES/RELAYS					
GN74268	Auxiliary power contactor	1	001	Up	
GN23417	Forward/reverse SPDT contactor	1	001	3446	Not used after 3447
GN74267	Line contactor 180A	1	1932	Up	
GN74266	Pump contactor 180A	1	1932	Up	
GN19950	Pump/line contactor 180A	2	001	1931	
GN74469	Fixed contact	2	001	Up	Fits 74267 contactor
GN49871	Fixed contact	1	001	Up	Fits 23417 contactor
GN62696	Fixed contact	1	1932	Up	Fits 74266 contactor
GN74470	Moving contact	2	001	Up	Fits 74267 contactor
GN27419	Moving contact	2	001	Up	Fits 23417 contactor
GN62695	Moving contact	1	1932	Up	Fits 74266 contactor
GN33609	24V relay	2	001	1931	
GN56302	24V relay	5	1932	Up	
GN42616	DPDT 24V relay	2	001	Up	
GN33608	Relay socket	2	001	Up	
GN53818	Relay socket	5	1932	Up	
GN53819	Relay socket retainer	5	1932	Up	
CONTROLLERS - VERIFY STYLE REFER TO PG 37					
GN42032	Joystick	1	001	3446	Single axis, drive/steer
GN56773	Joystick	1	3447	Up	Single axis, drive/steer
GN36557	Speed	1	001	1931	Boom function
GN56886	Speed	1	1932	Up	Boom function
DECALS/LABELS					
GN32700	Danger general safety rules	1	1932	8332	
GN97890	General safety	1	001	1931	
GN97890	General safety	1	8333	Up	
GN35585	Ground controls	1	001	1931	
GN43652	Ground controls	1	1932	6289	
GN82592	Ground controls	1	6290	Up	
GN35583	Platform controls	1	001	1931	
GN43036	Platform controls	1	1932	6289	
GN72081	Platform controls	1	6290	Up	
GN38130	Safety decal kit (words)	1	001	1931	
GN46192	Safety decal kit (words)	1	1932	6289	
GNT107970	Safety decal kit (words)	1	6290	8332	
FUSES/CIRCUIT BREAKERS					
GN36355	100A fuse	2	001	Up	
GN36356	400A fuse	1	001	1931	
GN43179	500A fuse	1	1932	Up	
GN147093	Circuit breaker 10A	1	1932	Up	
GN147094	Circuit breaker panel mount 15A	1	001	1931	
LEVEL SENSORS					
GN44586	Level sensor	1	001	5921	
GN94077	Level sensor	1	5922	Up	
MOTORS					
GN36658	Brush holder	1			Fits 36443
GN58934	Brush holder	1			Fits 48054
GN72078	Brush holder	1			Fits 56831
GN37189	Brush spring	4			Fits 36443
GN65867	Brush spring	4			Fits 44793
GNT108887	Brush spring	1			Fits 56831
GN58933	Brush spring kit	1			Fits 48054
GN94316	Brush spring kit	1			Fits 94199
GN37188	Drive motor brush	4	001	Up	Fits 36443
GN65872	Drive motor brush kit	1			Fits 56831
GN94315	Drive motor brush kit	1			Fits 94199
GN36443	Drive motor DC	2	001	3446	
GN56831	Drive motor DC	2	3447	6317	9" Sepex
GN94199	Drive motor DC	2	6318	12304	NLA, GE, replace in pairs with T108813 kit
GN56831	Drive motor DC	2	12305	Up	9" Sepex

Z30/Z0N - CONTINUED

Part #	Description	Quantity	S/N From	S/N To	Notes
MOTORS					
GN23314	Motor controller	1	001	3446	
GNT114858	Motor controller	1	3447	6812	
GN128334	Motor controller	1	6813	12304	
GNT114858	Motor controller	1	12305	ABove	
GN44793	Motor pump	1	001	1931	
GN48504	Motor pump	1	1932	Up	Replaces 94196
GN46241	Pump motor brush kit	1			Fits 44793
GN58932	Pump motor brush kit	1			Fits 48054
SWITCHES - VERIFY STYLE REFER TO PGS 33-36					
GN66813	Black horn button	A/R	001	Up	
GN66818	Contact block N.C.	A/R	001	Up	
GN66816	Contact block N.O.	A/R	001	Up	
GN66812	E-stop button	A/R	001	Up	
GN227620	Foot switch	1	001	Up	
GN13482	Foot switch	1	001	Up	
GN228469	Foot switch upgrade kit	1			Upgrades 13482 to 27620
GN66811	Key switch 3 position maintained	A/R	001	6289	
GN96008-S	Key switch 3 position maintained	A/R	6290	Up	
GN66821	Switch base w/o contacts	A/R	001	Up	
GN27246	Toggle boot switch	A/R	001	Up	
GN13480-S	Toggle switch DPDT 2 position momentary	A/R	001	11193	
GN128202	Toggle switch DPDT 3 position momentary	A/R	001	1931	
GN16397-S	Toggle switch DPDT 3 position momentary	A/R	1932	11193	
GN128203	Toggle switch SPDT 2 position momentary	A/R	11194	Up	
GN42730-S	Toggle switch SPDT 2 position momentary	A/R	4083	11193	
GN13037-S	Toggle switch SPDT 3 position momentary	A/R	001	Up	
VALVES					
GN25036	Solenoid brake	1	001	3446	
GN44956	Solenoid brake N.O.	1	3447	Up	
GN45544	Solenoid brake N.C.	1	3447	Up	
GN37073	Solenoid steering	1	001	1931	
GN52885	Solenoid steering	1	1932	Up	
GN37076	Solenoid proportional	1	001	Up	
WHEELS/TIRES					
GN36552	Front wheel assy (non-marking)	2	001	1931	
GN94908	Front wheel assy (non-marking)	2	1932	Up	
GN36553	Rear wheel assy (non-marking)	2	001	1931	
GN94909	Rear wheel assy (non-marking)	2	1932	Up	

****Call for price and availability on assemblies****

Z40/Z3N

ACCESSORIES					
GN45462	Descent alarm	1	100	Up	
GN81579	Horn	1	100	Up	
GN19506	Hour meter gauge	1	100	Up	
GN96317	Static strap	1	100	Up	
GN20189	Strobe light	1	100	Up	
GN39540	Tilt alarm	1	100	Up	
CHARGER					
GN139720	Charger update kit	1	100	765	Replaces 128071
GN128375	Charger 48V	1	766	Up	
GN128377	48" electrical cord 14/3AWG	1	766	Up	Fits 128375 charger
CONTACTOR /DIODES/RELAYS					
GN74267	Pump contactor 180A	1	100	Up	
GN74469	Fixed contact	1	100	Up	
GN74470	Moving contact	2	100	Up	
GN56302	24V 40/30A relay	4	100	Up	
GN34053	Relay socket	4	100	Up	
CONTROLLERS - VERIFY STYLE REFER TO PG 37					
GN101005	Single axis w/steer	1	100	Up	Single axis w/rocker
GN101173	Dual axis w/steer	1	100	Up	Dual axis w/rocker
GN110797	Speed	1	100	Up	Boom function
DECALS /LABELS					
GN114389	General safety	1	100	Up	
GN114132	Ground controls	1	100	Up	
GN114133	Platform controls	1	100	Up	
GN119875	Safety decal kit (symbols)	1	100	Up	
GN119874	Safety decal kit (words)	1	100	Up	

Z40/Z3N - CONTINUED

Part #	Description	Quantity	S/N From	S/N To	Notes
FUSES/CIRCUIT BREAKERS					
GN18576	200A fuse	2	100	Up	
GN43179	500A fuse	1	100	Up	
GN38020	Circuit breaker 15A	1	100	Up	
GN147094	Circuit breaker panel mount 15A	1	100	Up	
LEVEL SENSORS					
GN94077	Level sensor	1	100	Up	
MOTORS					
GN44750	Brush spring	4	100	Up	Fits 110573
GN110356	Drive motor w/brake	2	100	Up	AC
GN110665	Motor controller 48V 3 phase	2	100	Up	Inverter
GN110573	Pump motor	1	100	Up	Includes tach
GN58932	Pump motor brush set	1	100	Up	Fits 110573
SWITCHES - VERIFY STYLE REFER TO PGS 33-36					
GN66813	Black horn button	A/R	100	Up	
GN66818	Contact block N.C.	A/R	100	Up	
GN66816	Contact block N.O.	A/R	100	Up	
GN66812	E-stop button	A/R	100	Up	
GN128042	Foot switch	1	100	Up	
GN96008-S	Key switch	A/R	100	Up	
GN66821	Switch base w/o contacts	A/R	100	Up	
GN27246	Toggle boot switch	A/R	100	Up	
GN110499	Toggle switch SPDT 2 position momentary	A/R	100	Up	
VALVES					
GN119830	Solenoid proportional	1	100	Up	
GN119828	Solenoid steering	1	100	Up	
WHEELS/TIRES					
GN94908	Front wheel assy (non-marking)	2	100	Up	
GN110877	Rear wheel assy (non-marking)	2	100	Up	

****Call for price and availability on assemblies****

Z45/Z5J DC

ACCESSORIES					
GN45462	Descent alarm	1	9996	Up	
GN45383	Tilt alarm	1	9996	Up	
GN81579	Horn	1	9996	Up	
GN96317	Static strap	1	9996	Up	
GN20189	Strobe light	1	9996	Up	
CHARGER					
GN128993	Charger update kit	1	9996	26999	
GN128375	Charger 48V	1	9996	26999	
GN128377	48" electrical cord 14/3 AWG	1	9996	26999	Fits 128375 charger
CONTACTOR /DIODES/RELAYS					
GN74268	Auxiliary power contactor	1	9996	Up	
GN74267	Drive contactor	1	9996	Up	
GN74469	Fixed contact	1	9996	Up	Fits 74267 contactor
GN62696	Fixed contact	1	9996	Up	Fits 74266 contactor
GN74470	Moving contact	1	9996	Up	Fits 74267 contactor
GN62695	Moving contact	1	9996	Up	Fits 74266 contactor
GN74266	Pump contactor 180A	1	9996	Up	
GN34053	Relay socket	1	9996	26999	
GN53818	Relay socket	1	27000	Up	
GN19274	SPDT 24V relay	1	9996	Up	
GN56302	SPDT 24V relay	9	9996	Up	
CONTROLLERS - VERIFY STYLE REFER TO PG 37					
GN56274	Joystick	1	9996	14078	Single axis, drive/steer
GN56773	Joystick	1	14079	Up	Single axis, drive/steer
GN36557	Speed	1	9996	Up	Boom function
DECALS /LABELS					
GN32700	Danger general safety rules	2	9996	26999	
GN97890	General safety	2	27000	Up	
GN72444	Ground controls	1	9996	Up	
GN52631	Platform controls	1	9996	16867	
GN72443	Platform controls	1	16868	21179	
GN82279	Platform controls	1	21180	Up	
GN82774	Safety decal kit (symbols)	1	27000	Up	Not used below 27000
GN114020	Safety decal kit (words)	1	27000	Up	Not used below 27000

Z45/25J DC - CONTINUED

Part #	Description	Quantity	S/N From	S/N To	Notes
FUSES/CIRCUIT BREAKERS					
GN18576	200A fuse	2	9996	Up	
GN43179	500A fuse	1	9996	Up	
GN147093	Circuit breaker 10A	1	9996	26999	
GN147094	Circuit breaker panel mount 15A	1	9996	Up	
LEVEL SENSORS					
GN44586	Level sensor	1	9996	26999	
GN94077	Level sensor	1	27000	Up	
MOTORS					
GN62105	Brush holder	1			Fits 56282
GN58934	Brush holder assy	1			Fits 48054, includes brushes and springs
GN40175	Brush spring	4			Fits 56282
GN58933	Brush spring kit	1			Fits 48054
GN94316	Brush spring kit	1			Fits 94197
GN147187	Drive motor brush kit	1			Fits 56282
GN94315	Drive motor brush kit	1			Fits 94197
GN94197	Drive motor DC GE	2	22251	26999	NLA , replace in pairs with T108673 kit; verify P/N stamped in motor
GN56282	Drive motor DC sepex	2	9996	22250	Verify P/N stamped in motor
GN56282	Drive motor DC sepex	2	27000	Up	Verify P/N stamped in motor
GN94196	Pump motor	1	9996	22251	NLA , replace with 48504
GN48504	Pump motor	1	22252	Up	Replaces 94196
GN58932	Pump motor brush kit	1			Fits 48054
SWITCHES - VERIFY STYLE REFER TO PGS 33-36					
GN66813	Black horn button	A/R	9996	Up	
GN66818	Contact block N.C.	A/R	9996	Up	
GN66816	Contact block N.O.	A/R	9996	Up	
GN66812	E-stop button	A/R	9996	Up	
GN73233	Foot switch	1	9996	Up	
GN96008-S	Key switch	A/R	22051	Up	
GN66811	Key switch 3 position maintained	A/R	9996	22050	
GN66821	Switch base w/o contact blocks	A/R	9996	Up	
GN27246	Toggle switch boot	A/R	9996	Up	
GN128202	Toggle switch DPDT 3 position momentary	A/R	9996	Up	
GN128201	Toggle switch SPDT 2 position momentary	A/R	9996	Up	
GN128200	Toggle switch SPDT 3 position momentary	A/R	9996	Up	
VALVES					
GN44997	Solenoid brake N.O.	1	9996	22565	
GN52902	Solenoid brake N.C.	1	9996	17840	
GN101934	Solenoid brake N.C	1	17841	22565	
GN101056	Solenoid brake	1	22566	Up	
GN52901	Solenoid proportional	1	9996	22565	
GN101057	Solenoid proportional	1	22566	Up	
GN52912	Solenoid steering	1	9996	Up	
WHEELS/TIRES					
GN54140	9-14.5 industrial tread tire	4	9996	Up	
GN54234	9-14.5 industrial tread tire (non-marking)	4	9996	Up	
GN54138	14.5 x 7 front wheel (8 hole)	2	9996	16127	
GN54139	14.5 x 7 rear wheel (9 hole)	2	9996	16127	
GN54139	14.5 x 7 front/rear wheel (9 hole)	4	16128	Up	

****Call for price and availability on assemblies****

Z45/25J

ACCESSORIES					
GN45462	Descent alarm	1	9997	Up	
GN81578	Horn	1	9997	Up	
GN19506	Hour meter gauge	1	9997	Up	
GN56704	Strobe light	A/R	9997	Up	
GN45383	Tilt alarm	1	9997	Up	
GN18963	Travel alarm	1	9997	Up	
CONTACTORS/DIODES/RELAYS					
GN34052	12V relay	A/R	9997	Up	
GN58318	Relay socket	A/R	9997	Up	
CONTROLLERS - VERIFY STYLE REFER TO PG 37					
GN20424	Drive/steer	1	9997	21178	Single axis, drive/steer
GN24495	Joystick	1	9997	21178	Single axis
GN53073	Multi axis boom	1	9997	21178	Dual axis
GN101005	Single axis w/steer	1	21179	Up	Single axis w/rocker, Hall Effect
GN101175	Single axis joystick	1	21179	Up	Single axis, Hall Effect
GN101174	Dual axis joystick	1	21179	Up	Dual axis, Hall Effect

Z45/25J - CONTINUED

Part #	Description	Quantity	S/N From	S/N To	Notes
DECALS / LABELS					
GN97890	General safety	2	9997	34010	
GN114389	General safety	2	34011	Up	
GN52511	Ground controls	1	9997	16867	
GN72442	Ground controls	1	16868	Up	
GN1000000	Operating instructions	2	34011	Up	
GN52230	Platform controls	1	9997	16867	
GN72441	Platform controls	1	16868	21178	
GN82238	Platform controls	1	21179	Up	
GN82000	Safety decal kit	1	9997	16867	Dual fuel
GN82001	Safety decal kit	1	9997	16867	Diesel
GN82002	Safety decal kit	1	16868	21178	Dual fuel
GN82003	Safety decal kit	1	16868	21178	Diesel
GN110315	Safety decal kit (symbols)	1	27000	Up	
GN77523	Safety decal kit (words)	1	21179	26999	
GN110314	Safety decal kit (words)	1	27000	Up	
ENGINES					
****Call for price and availability on assemblies****					
FUSES/CIRCUIT BREAKERS					
GN147094	Circuit breaker panel mount 15A	2	9997	Up	
LEVEL SENSORS					
GN44586	Level sensor	1	9997	20532	
GN94077	Level sensor	1	20533	Up	
SWITCHES - VERIFY STYLE REFER TO PGS 33-36					
GN66813	Black horn button	A/R	9997	Up	
GN66818	Contact block N.C.	A/R	9997	Up	
GN66816	Contact block N.O.	A/R	9997	Up	
GN66812	E-stop button	A/R	9997	Up	
GN73233	Foot switch	1	9997	21178	
GN77909	Foot switch	1	21179	26999	
GN73233	Foot switch	1	27000	Up	
GN66811	Key switch 3 position	A/R	9997	22050	
GN96008-S	Key switch 3 position	A/R	22051	Up	
GN66821	Switch base w/o contacts	A/R	9997	Up	
GN128204	Toggle switch DPDT 2 position maintained	A/R	21179	Up	
GN13480-S	Toggle switch DPDT 2 position momentary	A/R	9997	21178	
GN128205	Toggle switch DPDT 2 position momentary	A/R	9997	21178	
GN128201	Toggle switch DPDT 2 position momentary	A/R	21179	Up	
GN16397-S	Toggle switch DPDT 3 position momentary	A/R	9997	21178	
GN128202	Toggle switch DPDT 3 position momentary	A/R	21179	Up	
GN13037-S	Toggle switch SPDT 3 position momentary	A/R	9997	21178	
GN128200	Toggle switch SPDT 3 position momentary	A/R	21179	Up	
VALVES					
GN52712	Solenoid steering	1	9997	21178	
GN89307	Solenoid steering	1	21179	22050	
GN44168	Solenoid steering	1	22051	Up	
GN65766	Solenoid brake/high speed	2	9997	21178	
GN62263	Solenoid brake/high speed	1	21179	Up	
WHEELS/TIRES					
GN60059	14 x 17.5 14 ply tire	4	9997	22430	
GN88728	355/55D625 tire	4	22431	Up	
GN54138	14.5 x 7 wheel (8 hole)	A/R			
GN54139	14.5 x 7 wheel (9 hole)	A/R			
GN50943	17.50 x 10.5 wheel (8 hole)	A/R			
GN50919	17.50 x 10.5 wheel (9 hole)	A/R			
GN94661	24.5 x 11.75 wheel (8 hole)	A/R			
GN94660	24.5 x 11.75 wheel (9 hole)	A/R			
****Call for price and availability on assemblies****					

Z60/34

ACCESSORIES					
GN18963	Descent alarm	1	001	Up	
GN81578	Horn	1	001	Up	
GN19506	Hour meter gauge	1	001	Up	
GN56704	Strobe light	A/R	001	Up	
GN45383	Tilt alarm	1	001	Up	
GN45462	Travel alarm	1	001	Up	

Z60/34 - CONTINUED

Part #	Description	Quantity	S/N From	S/N To	Notes
CONTACTORS/DIODES/RELAYS					
GN25807	Block diode	A/R	001	4550	
GN24118	DPDT 12V relay	A/R	001	1089	
GN24119	Relay socket DPDT	A/R	001	1089	
GN34053	Relay socket SPDT	A/R	1090	Up	
GN20813	Relay socket SPDT	A/R	001	1089	
GN24343	Relay socket retainer	A/R	001	1089	
GN34052	SPDT 12V relay	A/R	1090	Up	
GN19274	SPDT 12V relay	A/R	001	4000	w/bracket
CONTROLLERS - VERIFY STYLE REFER TO PG 37					
GN20424	Drive/steer	1	001	4000	Single axis, drive/steer
GN24495	Joystick	1	001	4000	Single axis
GN53073	Multi axis boom	1	001	4000	Dual axis
GN111415	Single axis joystick	1	4001	4333	Single axis w/harness adapter, Hall Effect
GN111416	Single axis w/steer	1	4001	4333	Single axis w/rocker switch and harness adapter, Hall Effect
GN111417	Dual axis joystick	1	4001	4333	Dual axis w/harness adapter, Hall Effect
GN101005	Single axis w/steer	1	4334	Up	Single axis w/rocker switch, Hall Effect
GN101174	Dual axis joystick	1	4334	Up	Dual axis, Hall Effect
GN101175	Single axis joystick	1	4334	Up	Single axis, Hall Effect
DECALS /LABELS					
GN30084	Ground controls	1	001	1089	
GN49928	Ground controls	1	1090	2601	
GN72161	Ground controls	1	2602	4335	
GN82673	Ground controls	2	4336	Up	
GN30078	Operating instructions	1	001	1089	
GN97890	Operating instructions	1	1090	4000	
GN82317	Operating instructions	1	4001	4335	
GN82283	Operating instructions	1	4336	5709	
GN100210	Operating instructions	1	5710	Up	
GN30083	Platform controls	1	001	1089	
GN52230	Platform controls	1	1090	2601	
GN72441	Platform controls	1	2602	4000	
GN82238	Platform controls	1	4001	4550	
GN133518	Platform controls	1	4551	Up	
GN102942	Safety decal kit (symbols)	1	4001	4550	
GN102501	Safety decal kit (symbols)	1	4551	Up	
GN30106	Safety decal kit (words)	1	001	4000	
GN102943	Safety decal kit (words)	1	4001	4335	
GN102944	Safety decal kit (words)	1	4336	4550	
GN102500	Safety decal kit (words)	1	4551	5709	
GN111321	Safety decal kit (words)	1	5710	10160	
GN226102	Safety decal kit (words)	1	10161	Up	
ENGINES					
****Call for price and availability on assemblies****					
FUSES/CIRCUIT BREAKERS					
GN147094	Circuit breaker panel mount 15A	2	001	Up	
LEVEL SENSORS					
GN44586	Level sensor	1	001	3813	
GN94077	Level sensor	1	3814	Up	
SWITCHES - VERIFY STYLE REFER TO PGS 33-36					
GN66813	Black horn button	A/R	001	Up	
GN66818	Contact block N.C.	A/R	001	Up	
GN66816	Contact block N.O.	A/R	001	Up	
GN66812	E-stop button	A/R	001	Up	
GN13482	Foot switch	1	101	4000	
GN73233	Foot switch	1	1090	4000	
GN227516	Foot switch	1	4001	Up	
GN228469	Foot switch upgrade kit	1			Upgrades 13482 to 27620
GN66811	Key switch 3 position	A/R	001	4333	
GN96008-S	Key switch 3 position	A/R	4334	Up	
GN66821	Switch base w/o contacts	A/R	001	Up	
GN128201	Toggle switch DPDT 2 position momentary	A/R	001	Up	
GN128206	Toggle switch DPDT 3 position maintained	A/R	001	Up	
GN128202	Toggle switch DPDT 3 position momentary	A/R	001	Up	
GN128205	Toggle switch SPDT 2 position maintained	A/R	001	Up	
GN128200	Toggle switch SPDT 3 position momentary	A/R	001	Up	

Z60/34 - CONTINUED

Part #	Description	Quantity	S/N From	S/N To	Notes
VALVES					
GN29066	Solenoid brake/high speed	2	001	4000	
GN62263	Solenoid brake/high speed	2	4001	4460	
GN89769	Solenoid brake/high speed	2	4461	Up	
GN48684	Solenoid steering	1	001	4000	
GN111703	Solenoid steering	1	4001	Up	
GN147232	Proportional	1	4551	Up	
WHEELS/TIRES					
GN73185	385/65D19.5 16 ply tire	4	1090	4000	
GN73259	19.5 x 11.75 wheel	4	001	4000	
GN122347	19.5 x 11.75 wheel	4	4551	Up	
GN122346	22.5 x 14 wheel	4	4001	4550	

****Call for price and availability on assemblies****

Z80/60

ACCESSORIES					
GN18963	Descent alarm	1	100	Up	
GN81578	Horn	1	100	Up	
GN19506	Hour meter gauge	1	100	Up	
GN56704	Strobe light	A/R	100	Up	
GN62379	Tilt alarm	2	100	Up	
GN45462	Travel alarm	1	100	Up	
CONTACTORS/DIODES/RELAYS					
GN34052	SPDT 12V relay	A/R	100	Up	
GN34053	Relay socket SPDT	A/R	100	Up	
CONTROLLERS - VERIFY STYLE REFER TO PG 37					
GN111415	Single axis joystick	2	100	1167	Single axis w/harness adapter, Hall Effect
GN111416	Single axis w/steer	1	100	1167	Single axis w/rocker and harness adapter, Hall Effect
GN111417	Dual axis joystick	1	100	1167	Dual axis w/harness adapter, Hall Effect
GN101175	Single axis joystick	2	1168	Up	Single axis, Hall Effect
GN101005	Single axis w/steer	1	1168	Up	Single axis w/rocker, Hall Effect
GN101174	Dual axis joystick	1	1168	Up	Dual axis, Hall Effect
DECALS /LABELS					
GN82269	Ground controls	1	100	Up	
GN65269	Operating instructions	1	100	800	
GN1000238	Operating instructions	1	801	Up	
GN82281	Platform controls	1	100	Up	
GN82676	Safety decal kit (symbols)	1	100	Up	
GN114043	Safety decal kit (words)	1	100	800	
GN111324	Safety decal kit (words)	1	801	Up	
ENGINES					
****Call for price and availability on assemblies****					
FUSES/CIRCUIT BREAKERS					
GN147095	Circuit breaker panel mount 20A	2	100	Up	
SWITCHES - VERIFY STYLE REFER TO PGS 33-36					
GN66818	Contact block N.C.	A/R	100	Up	
GN66816	Contact block N.O.	A/R	100	Up	
GN66812	E-stop button	A/R	100	Up	
GN227618	Foot switch	1	100	Up	
GN66811	Key switch 3 position	A/R	100	Up	
GN88150	Key switch 3 position	A/R	100	Up	Service bypass/recovery
GN66821	Switch base w/o contacts	A/R	100	Up	
GN128200	Toggle switch DPDT 3 position momentary	A/R	100	Up	
VALVES					
GN77489	Solenoid brake/high speed	2	100	Up	
GN77492	Solenoid steering	2	100	1300	
GN122121	Solenoid steering	2	1301	Up	
WHEELS/TIRES					
GN88261	18 x 625 16 ply tire	4	100	Up	
GN88254	24.5 x 15 wheel	4	100	Up	

****Call for price and availability on assemblies****

XX E300 A/AJ/AJP XX						
Part #	Description	Quantity	S/N From	S/N To	Notes	
ACCESSORIES						
JL0140028	Horn	1	001	Up		
JL2420106	Hour meter gauge	1	001	138357		
JL1001109503	Hour meter gauge	1	138358	Up		
JL0140033	Motion alarm	1	001	Up		
JL4240084	Static strap	1	001	Up		
JL2920146	Strobe light	1	001	Up		
JL0140011	Tilt alarm	1	001	Up		
CHARGER						
JL0400188	115V charger	1	001	138357		
JL1001103105	48V charger	1	138358	Up		
JL1060689	79" electrical cord 16/3AWG	1	138358	Up		
CONTACTORS / DIODES/RELAYS						
JL7022002	Forward/reverse contactor	1	001	Up		
JL7022000	Posi-track contactor	1	001	Up		
JL7022001	Main/line contactor	1	001	Up		
JL7022011	Power diode	1	001	Up		
CONTROLLERS - VERIFY STYLE REFER TO PG 37						
JL1600273	Drive/steer	1	001	Up	Single axis, drive/steer, can use 1001118418 Hall Effect	
JL1600274	Lift/swing	1	001	Up	Dual axis, lift/swing, can use 1001118419 Hall Effect	
JL1001118418	Drive/steer	1	001	Up	Single axis, drive/steer, Hall Effect	
JL1001118419	Lift/swing	1	001	Up	Dual axis, lift/swing, Hall Effect	
JL4360462	Potentiometer switch	1	001	Up	Boom function	
DECALS /LABELS						
JL1703798	General safety	1	001	Up	Base	
JL1703797	General safety	1	001	Up	Platform	
JL1704196	Ground controls	1	001	138357	E300A	
JL1705737	Ground controls	1	001	99775	E300AJ	
JL1707012	Ground controls	1	99776	138357	E300AJ	
JL1001109630	Ground controls	1	138358	Up	E300AJ	
JL1705738	Ground controls	1	001	99775	E300AJP	
JL1706934	Ground controls	1	99776	138537	E300AJP	
JL1001109655	Ground controls	1	138538	Up	E300AJP	
JL2910866	Platform console decal kit	1	001	Up		
JL2910281	Safety decal kit	1	001	Up		
FUSES/CIRCUIT BREAKERS						
JL7020690	50A fuse	1	001	138357		
JL7018570	80A fuse	1	001	138357		
JL2400062	300A fuse	1	001	Up		
JL4360448	Circuit breaker 10A	1	001	138357	Platform, auto-reset	
JL4360070	Circuit breaker 15A	2	001	Up	Lower controls	
JL7020642	Circuit breaker 20A	1	001	138357		
MOTORS						
JL7020149	Brush	4	001	Up	Fits 3160237	
JL7020150	Brush holder	1	001	Up	Fits 3160237	
JL7021368	Brush kit	1	001	47081	Fits 7021318	
JL7021361	Brush kit	1	47082	Up	Fits 7021360 & 70002522	
JL7012548	Brush spring	4	001	Up	Fits 3160237	
JL3160237	Drive motor 24V	2	001	Up		
JL1600292	Motor controller	1	001	138357		
JL1001112779	Motor controller	1	138358	Up		
JL7021318	Pump motor	1	001	47081		
JL7021360	Pump motor	1	47082	138537		
JL70002522	Pump motor	1	138538	Up		
SWITCHES - VERIFY STYLE REFER TO PGS 33-36						
JL4360476	Contact block N.C.	A/R	001	Up		
JL7020175	E-stop button	A/R	001	Up		
JL4360475	E-stop switch kit	2	001	Up		
JL4360031	Foot switch	1	001	138357		
JL0272971	Foot switch	1	138538	Up		
JL4360469	Key switch	A/R	001	Up		
JL4360387	Push button switch	A/R	001	Up		
JL4060906	Toggle switch guard	A/R	001	Up		
JL4360330	Toggle switch SPDT 2 position maintained	A/R	001	Up		
JL4360328	Toggle switch SPDT 3 position momentary	A/R	001	Up		

E300 A/AJ/AJP - CONTINUED

Part #	Description	Quantity	S/N From	S/N To	Notes
VALVES					
JL7017455	Solenoid brake	1	001	50452	
JL7012941	Solenoid brake	1	50453	Up	
JL7017450	Solenoid proportional	1	001	50452	
JL7021611	Solenoid proportional	1	50453	Up	
JL7017433	Solenoid steering	1	001	Up	
WHEELS/TIRES					
JL1001110772	7.5 x 12 wheel assy (Non-marking)	4	001	Up	

****Call for price and availability on assemblies****

E/M 40-45 A/AJ/AJP, E/M 400-450 A/AJ/AJP

ACCESSORIES					
JL0140028	Horn	1	001	Up	
JL2420106	Hour meter gauge	1	001	Up	
JL0140031	Motion alarm	1	001	Up	
JL4240084	Static strap	1	001	Up	
JL2920146	Strobe light	1	001	Up	
JL0140011	Tilt alarm	1	001	Up	
CHARGER					
JL0400185	Charger 48V	1	001	49541	
JL0400196	Charger (AUS)	1	49542	Up	
JL7020656	Cord	1	001	49541	Less plug
JL1060776	90" electrical cord 14/3AWG	1	49542	Up	Less plug
CONTACTORS/DIODES/RELAYS					
JL7022002	Forward/reverse contactor	1	001	Up	
JL7022001	Main/line contactor	1	001	Up	
JL7022000	Posi-track contactor	1	001	Up	
JL7022011	Power diode	1	001	Up	
CONTROLLERS - VERIFY STYLE REFER TO PG 37					
JL1600273	Drive/steer	1	001	Up	Single axis, drive/steer can use 1001118418 Hall Effect
JL1600274	Lift/swing	1	001	Up	Dual axis, lift/swing, can use 1001118419 Hall Effect
JL1001118418	Drive/steer	1	001	Up	Single axis, drive/steer, Hall Effect
JL1001118419	Lift/swing	1	001	Up	Dual axis, lift/swing, Hall Effect
JL4360462	Potentiometer switch	1	001	Up	Boom function
DECALS /LABELS					
JL1703797	General safety	1	001	Up	Platform
JL1703798	General safety	1	001	Up	Base
JL3252812	Ground controls	1	001	Up	E45
JL3252812	Ground controls	1	001	Up	M45
JL3252812	Ground controls	1	001	Up	E40
JL3252812	Ground controls	1	001	Up	M40
JL3252812	Ground controls	1	001	100539	E400A
JL3252812	Ground controls	1	001	100539	E400AJ
JL3252812	Ground controls	1	001	100539	E400AJP
JL3252812	Ground controls	1	001	100539	E450A
JL3252812	Ground controls	1	001	100539	E450AJ
JL3252812	Ground controls	1	001	100539	E450AJP
JL3252812	Ground controls	1	001	100539	M400A
JL3252812	Ground controls	1	001	100539	M400AJ
JL3252812	Ground controls	1	001	100539	M400AJP
JL3252812	Ground controls	1	001	100539	M450A
JL3252812	Ground controls	1	001	100539	M450AJ
JL3252812	Ground controls	1	001	100539	M450AJP
JL1706938	Ground controls	1	100540	Up	E400A
JL1706938	Ground controls	1	100540	Up	E400AJ
JL1706938	Ground controls	1	100540	Up	E400AJP
JL1706938	Ground controls	1	100540	Up	E450A
JL1706938	Ground controls	1	100540	Up	E450AJ
JL1706938	Ground controls	1	100540	Up	E450AJP
JL1706938	Ground controls	1	100540	Up	M400A
JL1706938	Ground controls	1	100540	Up	M400AJ
JL1706938	Ground controls	1	100540	Up	M400AJP
JL1706938	Ground controls	1	100540	Up	M450A
JL1706938	Ground controls	1	100540	Up	M450AJ
JL1706938	Ground controls	1	100540	Up	M450AJP
JL2910866	Platform console decal kit	1	001	Up	
JL2910272	Safety decal kit	1	001	Up	

E/M 40-45 A/AJ/AJP, E/M 400-450 A/AJ/AJP - CONTINUED

Part #	Description	Quantity	S/N From	S/N To	Notes
FUSES/CIRCUIT BREAKERS					
JL7023349	15A fuse	1	001	Up	
JL7023350	20A fuse	1	001	Up	
JL7018570	80A fuse	1	001	Up	
JL4360448	Circuit breaker 10A	1	001	Up	Auto-reset
JL4360070	Circuit breaker 15A	2	001	Up	
MOTORS					
JL7020150	Brush holder	1	001	Up	Fits 3160239
JL7020138	Brush kit	1	001	Up	Fits 3160239
JL7021368	Brush kit	1	001	Up	Fits 7021318
JL3160239	Drive motor 24V	2	001	Up	
JL1600292	Motor controller	1	001	Up	
JL7021318	Pump motor	1	001	Up	
SWITCHES - VERIFY STYLE REFER TO PGS 33-36					
JL4360476	Contact block N.C.	A/R	001	Up	
JL7020175	E-stop button	A/R	001	Up	
JL4360475	E-stop switch kit	2	001	Up	
JL4360031	Foot switch	1	001	Up	
JL4360469	Key switch	A/R	001	Up	
JL4360387	Push button	A/R	001	Up	
JL4060906	Toggle switch guard	A/R	001	Up	
JL4360330	Toggle switch SPDT 2 position maintained	A/R	001	Up	
JL4360336	Toggle switch SPDT 2 position maintained	A/R	001	Up	M40/45 only (bi-energy)
JL4360328	Toggle switch SPDT 3 position momentary	A/R	001	Up	
VALVES					
JL7012941	Solenoid brake	1	001	Up	
JL7017433	Solenoid steering	1	001	Up	
JL7017450	Solenoid proportional	2	001	Up	
WHEELS/TIRES					
JL4520247	240/55-17.5 tire (non-marking)	4	001	Up	
JL4520209	240/55-17.5 tire (black)	4	001	Up	
JL4860191	240/55-17.5 wheel	4	001	Up	

****Call for price and availability on assemblies****

E/M 600 J/JP

ACCESSORIES					
JL0140028	Horn	1	001	Up	
JL2420106	Hour meter gauge	1	001	Up	
JL0140031	Motion alarm	1	001	Up	
JL4240084	Static strap	1	001	Up	
JL2920146	Strobe light	1	001	Up	
JL0140011	Tilt alarm	1	001	Up	
CHARGER					
JL0400188	115V charger	1	001	Up	
JL1060812	144" electrical cord 12/3AWG	1	001	Up	Less plug
CONTACTORS/DIODES/RELAYS					
JL7022002	Forward/reverse contactor	1	001	Up	
JL7022001	Main/line contactor	1	001	Up	
JL7022000	Posi-track contactor	1	001	Up	
JL7022011	Power diode	1	001	Up	
CONTROLLERS - VERIFY STYLE REFER TO PG 37					
JL1600273	Drive/steer	1	001	Up	Single axis, drive/steer, can use 1001118418 Hall Effect
JL1600274	Lift/swing	1	001	Up	Dual axis, lift/swing, can use 1001118419 Hall Effect
JL1001118418	Drive/steer	1	001	Up	Single axis, drive/steer, Hall Effect
JL1001118419	Lift/swing	1	001	Up	Dual axis, lift/swing, Hall Effect
JL4360462	Potentiometer switch	1	001	Up	Boom function
DECALS /LABELS					
JL1704575	General safety	1	001	Up	Base
JL1703797	General safety	1	001	Up	Platform
JL1704442	Ground controls	1	001	Up	E/M600
JL1704443	Ground controls	1	001	Up	E/M600J
JL1704428	Ground controls	1	001	Up	E/M600JP
JL2910866	Platform consoled decal kit	1	001	Up	
JL0259937	Safety decal kit	1	001	Up	E/M 600
JL0259937	Safety decal kit	1	001	Up	E/M 600J
JL0270129	Safety decal kit	1	001	Up	E/M 600
JL0270129	Safety decal kit	1	001	Up	E/M 600J
JL0270869	Safety decal kit	1	001	Up	E/M 600JP

E/M 600 J/JP - CONTINUED

Part #	Description	Quantity	S/N From	S/N To	Notes
FUSES/CIRCUIT BREAKERS					
JL7023349	15A fuse	1	001	Up	
JL7023350	20A fuse	1	001	Up	
JL7018570	80A fuse	1	001	Up	
JL2400062	300A fuse	1	001	Up	
JL4360448	Circuit breaker 10A	1	001	Up	Auto-reset
JL4360070	Circuit breaker 15A	2	001	Up	
JL7020642	Circuit breaker 20A	1	001	Up	
MOTORS					
JL7012547	Brush	4	001	Up	Fits 3160240
JL7020297	Brush	4	001	Up	Fits 3160252
JL7012548	Brush spring	4	001	Up	Fits 3160252
JL3160240	Drive motor 24V	2	001	Up	
JL1600302	Motor controller	1	001	Up	
JL3160252	Pump motor	1	001	Up	
SWITCHES - VERIFY STYLE REFER TO PGS 33-36					
JL4360476	Contact block N.C.	A/R	001	Up	
JL7020175	E-stop button	A/R	001	Up	
JL4360475	E-stop switch kit	2	001	Up	
JL0272971	Foot switch	1	001	Up	
JL4360469	Key switch	A/R	001	Up	
JL4360387	Push button switch	A/R	001	Up	
JL4060906	Toggle switch guard	A/R	001	Up	
JL4360330	Toggle switch SPDT 2 position maintained	A/R	001	Up	
JL4360336	Toggle switch SPDT 2 position maintained	A/R	001	Up	
JL4360328	Toggle switch SPDT 3 position momentary	A/R	001	Up	
VALVES					
JL7017455	Solenoid brake	1	001	58443	
JL7012941	Solenoid brake	1	58444	Up	
JL7022521	Solenoid proportional	2	001	Up	
JL70001256	Solenoid steering	1	001	58443	
JL7024019	Solenoid steering	1	58444	102659	
JL70001342	Solenoid steering	1	102660	Up	
WHEELS/TIRES					
JL4520236	36/14LL x 22.5 tire (non-marking)	4	001	Up	
JL4520264	36/14LLx 22.5 tire (non-marking)	4	001	Up	
JL4860212	11.75 x 22.5 wheel	4	001	Up	

400/460 S/ SJ

ACCESSORIES					
JL0140001	Horn	1	001	Up	
JL2420172	Hour meter gauge	1	001	Up	
JL0140032	Motion alarm	1	001	Up	
JL0255917	Strobe light	1	001	92984	
JL2920214	Strobe light	1	92985	Up	
JL0140026	Tilt alarm	1	001	95999	w/o ADE
JL0140011	Tilt alarm	1	001	Up	w/ADE
CONTACTORS/DIODES/RELAYS					
JL3740058	4PDT relay	A/R	001	95999	
JL3740057	DPDT 12V relay	1	001	95999	Ford engines only
JL4120012	Relay socket DPDT	1	001	95999	Fits 3740057
JL3740067	SPDT 12V relay	A/R	96000	Up	Start/glow plug circuit
JL3740112	SPDT 12V 15A relay	1	001	95999	Ground controls w/o ADE
JL3740049	SPDT 12V 30A relay	A/R	001	Up	
JL3740113	Time delay relay	1	001	95999	3 Pin
JL3740115	Time delay relay	1	001	95999	5 Pin
CONTROLLERS - VERIFY STYLE REFER TO PG 37					
JL1600283	Joystick	1	001	95999	Single axis, drive/steer, w/o ADE
JL1600284	Lift/swing	1	001	95999	Dual axis, lift/swing, w/o ADE
JL1600318	Drive/steer	1	001	Up	Single axis, drive/steer, can be replaced with 1001118416 w/ADE
JL1600317	Lift/swing	1	001	Up	Dual axis, lift/swing, can be replaced with 1001129555 w/ADE
JL1001118416	Drive/steer	1	001	Up	Single axis, drive/steer, Hall Effect w/ADE
JL1001129555	Lift/swing	1	001	Up	Dual axis, lift/swing, Hall Effect w/ADE
JL4360407	Potentiometer switch	1	001	Up	Boom function
DECALS /LABELS					
JL1703798	General safety	1	001	Up	Base
JL1703797	General safety	1	001	Up	Platform

400/460 S/ SJ - CONTINUED

Part #	Description	Quantity	S/N From	S/N To	Notes
DECALS/LABELS					
JL1706709	Ground controls legend	1	93233	99083	
JL1706941	Ground controls legend	1	99084	Up	
JL1703808	Legend	1	001	93232	Lower controls
JL1704465	Lower control box	1	001	99083	400S
JL1706946	Lower control box	1	99084	135380	400S
JL1001102595	Lower control box	1	135381	Up	400S
JL1704466	Lower control box	1	001	99083	460SJ
JL1706945	Lower control box	1	99084	135380	460SJ
JL1001102596	Lower control box	1	135381	Up	460SJ
JL1702784	Platform legend	1	001	93232	
JL1706708	Platform legend	1	93233	140364	
JL1001108492	Platform legend		140365	Up	
JL1001109194	Platform warning	1	001	95999	w/o ADE
JL2910865	Platform console decal kit	1	001	Up	w/ADE
JL2910478	Safety decal kit	1	001	Up	
ENGINES					
****Call for price and availability on assemblies****					
FUSES/CIRCUIT BREAKERS					
JL4360232	Circuit breaker 15A	2	001	Up	Auto reset
LEVEL SENSORS					
JL4360417	Level sensor	1	001	64404	After 64404, part of ADE
SWITCHES - VERIFY STYLE REFER TO PGS 33-36					
JL4360476	Contact block N.C.	A/R	001	Up	
JL7020175	E-stop button	A/R	001	Up	
JL4360475	E-stop switch kit	A/R	001	Up	
JL4360031	Foot switch	1	001	Up	
JL4360469	Key switch	A/R	001	Up	
JL4360387	push button switch	A/R	001	Up	
JL4360331	Toggle switch DPDT 3 position maintained	A/R	001	Up	
JL4360314	Toggle switch DPDT 3 position momentary	A/R	001	Up	
JL4360336	Toggle switch SPDT 2 position maintained	A/R	001	95999	Dual fuel option
JL4360328	Toggle switch SPDT 3 position momentary	A/R	001	Up	w/ADE
VALVES					
JL7012941	Solenoid brake	1	001	Up	
JL7012995	Solenoid high speed	1	001	136444	
JL7012941	Solenoid brake/high speed	1	136445	Up	
JL70001256	Solenoid steering	1	001	Up	
JL70001256	Solenoid steering	1	95896	Up	
WHEELS/TIRES					
JL4520216	12 x 16.5 tire	4	001	Up	
JL4520259	14 x 17.5 tire	4	001	Up	
JL4860213	16.5 x 9.75 wheel	4	001	Up	Use w/12 x 16.5 tires
JL4860198	17.5 x 10.5 wheel	4	001	Up	Use w/14 x 17.5 tires

****Call for price and availability on assemblies****

450 A/AJ SERIES 1

ACCESSORIES					
JL0140001	Horn 12VDC	1	001	Up	
JL2420172	Hour meter gauge	1	001	Up	
JL0257887	Motion alarm	1	001	Up	
JL2920146	Strobe light	1	001	Up	
JL0140026	Tilt alarm	1	001	Up	
CONTACTORS/DIODES/RELAYS					
JL3740058	4PDT relay	A/R	001	Up	
JL3740067	SPDT 12V relay	A/R	001	Up	Engine
JL3740049	SPDT 12V 30A relay	A/R	001	Up	
CONTROLLERS - VERIFY STYLE REFER TO PG 37					
JL1600287	Joystick	1	001	Up	Single axis, drive/steer
JL1600288	Joystick	1	001	Up	Dual axis, lift/swing
JL1600272	Speed	1	001	Up	Boom function
DECALS /LABELS					
JL1703797	General safety	1	001	Up	Platform
JL1703690	Lower control box	1	001	Up	450A
JL1703691	Lower control box	1	001	Up	450AJ
JL2910867	Platform console decal kit	1	001	Up	
JL2910061	Safety decal kit	1	001	Up	

****Call for price and availability on assemblies****

450 A/AJ SERIES 1- CONTINUED

Part #	Description	Quantity	S/N From	S/N To	Notes
FUSES/CIRCUIT BREAKERS					
JL4360232	Circuit breaker 15A	1	001	Up	Auto reset
JL4360294	Circuit breaker 30A	1	001	58666	
JL4360501	Circuit breaker 10A	1	58667	Up	
LEVEL SENSORS					
JL4360371	Level sensor	1	001	Up	
SWITCHES - VERIFY STYLE REFER TO PGS 33-36					
JL4360476	Contact block N.C.	A/R	001	Up	
JL7020175	E-stop button	A/R	001	Up	
JL4360475	E-stop switch kit	A/R	001	Up	
JL4360031	Foot switch	1	001	Up	
JL4360469	Key switch	A/R	001	Up	
JL4360387	Push button switch	A/R	001	Up	
JL4360314	Toggle switch DPDT 3 position momentary	A/R	001	Up	
JL46360092	Toggle switch SPDT 2 position maintained	A/R	001	Up	
VALVES					
JL7012941	Solenoid brake	1	001	Up	Coils not included
JL7017433	Solenoid steering	1	001	Up	Coils not included
JL7021612	Solenoid high speed	1	001	Up	Coils not included
WHEELS/TIRES					
JL4520216	12 x 16.5 tire	4	001	Up	
JL4520217	33/1550 x 16.5 tire	4	001	Up	
JL4860178	16.5 x 9.75 wheel	4	001	Up	Use w/12 x 16.5 tires
JL4860179	16.5 x 12 wheel	4	001	Up	Use w/33/1550 x 16.5 tires

****Call for price and availability on assemblies****

450 A/AJ SERIES 2

ACCESSORIES					
JL0140011	Horn	1	001	Up	
JL2420172	Hour meter gauge	1	001	Up	
JL0140032	Motion alarm	1	001	Up	
JL0272529	Strobe light	1	001	Up	
JL0140001	Tilt alarm	1	001	Up	
CONTACTORS/DIODES/RELAYS					
JL3740058	4PDT relay	A/R	001	123999	
JL3740080	SPDT 12V relay	A/R	001	Up	W/connector lock
JL7023613	SPDT 12V relay	1	001	123999	Ford EFI
JL3740067	SPDT 12V relay	A/R	001	Up	Engine
JL3740140	SPDT 12V relay	1	001	123999	Power
JL3740049	SPDT 12V 30A relay	A/R	001	Up	
CONTROLLERS - VERIFY STYLE REFER TO PG 37					
JL1600318	Drive/steer	1	001	146174	Single axis, drive/steer, can be replaced with 1001118416 w/ADE
JL1600317	Lift/swing	1	001	146174	Dual axis, lift/swing, can be replaced with 1001129555 w/ADE
JL1001118416	Drive/steer	1	001	Up	Single axis, drive/steer, Hall Effect w/ADE
JL1001129555	Lift/swing	1	001	Up	Dual axis, lift/swing Hall Effect w/ADE
JL4360407	Speed	1	001	Up	Boom function
DECALS /LABELS					
JL1703797	General safety	1	001	Up	Platform
JL1703690	Lower control box	1	001	99084	450A
JL1706920	Lower control box	1	99085	123999	450A
JL1001102597	Lower control box	1	124000	Up	450A
JL1703691	Lower control box	1	001	99084	450AJ
JL1706921	Lower control box	1	99085	123999	450AJ
JL1001102598	Lower control box	1	124000	Up	450AJ
JL2915133	Platform console decal kit	1	001	Up	
JL2910910	Safety decal kit	1	001	Up	

ENGINES

****Call for price and availability on assemblies****

FUSES/CIRCUIT BREAKERS					
JL4360232	Circuit breaker 15A	1	001	Up	Auto reset
SWITCHES - VERIFY STYLE REFER TO PGS 33-36					
JL7020176	Contact block N.C.	A/R	001	Up	
JL7020175	E-stop button	A/R	001	Up	
JL4360475	E-stop switch kit	A/R	001	Up	
JL4360031	Foot switch	1	001	Up	
JL4360469	Key switch	A/R	001	Up	
JL4360387	Push button switch	A/R	001	Up	
JL4360314	Toggle switch DPDT 3 position momentary	A/R	001	123999	

450 A/AJ SERIES 2 - CONTINUED

Part #	Description	Quantity	S/N From	S/N To	Notes
SWITCHES - VERIFY STYLE REFER TO PGS 33-36					
JL4360328	Toggle switch SPDT 3 position momentary	A/R	124000	Up	
JL4360092	Toggle switch SPDT 2 position maintained	A/R	001	Up	
VALVES					
JL7012941	Solenoid brake	1	001	Up	Coils not included
JL7012995	Solenoid high speed	1	001	107511	Coils not included
JL7012974	Solenoid high speed	1	107512	123999	Coils not included
JL7012941	Solenoid high speed	1	124000	Up	Coils not included
JL7017433	Solenoid steering	1	001	Up	Coils not included
WHEELS/TIRES					
JL4520216	12 x 16.5 tire	4	001	Up	
JL4520217	33/1550 x 16.5 tire	4	001	Up	
JL4860178	16.5 x 9.75 wheel	4	001	Up	Use w/12 x 16.5 tires
JL4860179	16.5 x 12 wheel	4	001	Up	Use w/33/1550 x 16.5 tires

****Call for price and availability on assemblies****

600 A/AJ

ACCESSORIES					
JL0140001	Horn	1	001	Up	
JL2420172	Hour meter gauge	1	001	Up	
JL0140032	Motion alarm	1	001	Up	
JL2920146	Strobe light	1	001	Up	
JL0140026	Tilt alarm	1	001	64248	
JL0140011	Tilt alarm	1	64249	Up	
CONTRACTORS/DIODES/RELAYS					
JL3740057	DPDT 12V relay	1	001	68999	Plug-in type
JL3740067	SPDT 12V relay	A/R	69000	Up	Start/aux power
JL3740049	SPDT 12V 30A relay	A/R	69000	Up	
JL4120012	Relay socket DPDT	1	001	68999	Fits 3740057
CONTROLLERS - VERIFY STYLE REFER TO PG 37					
JL1600283	Joystick	1	001	64248	Single axis, drive, w/o ADE
JL1600284	Joystick	1	001	64248	Dual axis, lift/swing w/o ADE
JL1600318	Drive/steer	1	64249	Up	Single axis, drive/steer, w/ADE can use 1001118416
JL1600317	Lift/swing	1	64249	Up	Dual axis, lift/swing w/ADE can use 1001129555
JL1001118416	Drive/steer	1	64249	Up	Single axis, drive/steer, Hall Effect w/ADE
JL1001129555	Lift/swing	1	64249	Up	Dual axis, lift/swing, Hall Effect w/ADE
JL4360407	Speed	1	001	Up	Boom function
DECALS /LABELS					
JL1702786	General safety	1	001	29851	Platform
JL1703181	General safety	1	29852	40379	Platform
JL1704096	General safety	1	40380	86149	Platform
JL1703797	General safety	1	86150	Up	Platform
JL1703808	Legend	1	001	68999	Not used after 68999
JL1702633	Lower control box	1	001	35128	600A
JL1703467	Lower control box	1	35129	99060	600A
JL1706912	Lower control box	1	99061	135300	600A
JL1001102599	Lower control box	1	135301	Up	600A
JL1702537	Lower control box	1	001	35128	600AJ
JL1703468	Lower control box	1	35129	99060	600AJ
JL1706913	Lower control box	1	99061	135300	600AJ
JL1001102600	Lower control box	1	135301	Up	600AJ
JL1702784	Platform legend	1	001	99060	
JL1706931	Platform legend	1	99061	135300	
JL1001108493	Platform legend	1	135301	Up	
JL1001109195	Platform console decal kit	1	001	64248	
JL1001119561	Platform console decal kit	1	64249	Up	
JL2910023	Safety decal kit	1	001	Up	
ENGINES					
****Call TVH today for all your engine and engine maintenance parts needs****					
FUSES/CIRCUIT BREAKERS					
JL2400057	15A fuse	6	001	64248	
JL4360232	Circuit breaker 15A	1	001	Up	Auto reset
JL4360294	Circuit breaker 30A	1	001	Up	
LEVEL SENSORS					
JL4360306	Level sensor	1	001	23178	
JL4360417	Level sensor	1	23179	68999	After 68999 part of ADE

600 A/AJ - CONTINUED

Part #	Description	Quantity	S/N From	S/N To	Notes
SWITCHES - VERIFY STYLE REFER TO PGS 33-36					
JL4360476	Contact block N.C.	A/R	001	Up	
JL7020175	E-stop button	A/R	001	Up	
JL4360475	E-stop switch kit	A/R	001	Up	
JL4360031	Foot switch	1	001	Up	
JL4360469	Key switch	A/R	001	Up	
JL4360387	Push button switch	A/R	001	Up	
JL4360331	Toggle switch DPDT 3 position maintained	A/R	87000	Up	Upper controls
JL4360314	Toggle switch DPDT 3 position momentary	A/R	001	64248	W/o ADE, upper/lower controls
JL4360328	Toggle switch SPDT 3 position momentary	A/R	64249	Up	W/ADE, upper/lower controls
VALVES					
JL7012941	Solenoid brake	1	001	Up	Coils not included
JL7012974	Solenoid high speed	1	001	86999	Coils not included
JL7012995	Solenoid high speed	1	87000	Up	
JL7012774	Solenoid steering	1	001	Up	Coils not included
WHEELS/TIRES					
JL4520259	14 x 17.5 tire	4	001	81834	
JL4520288	24.5 x 11.75 tire	4	81835	Up	
JL4860158	17.5 x 10.5 wheel	4	001	81834	
JL4520287	24.5 x 11.75 wheel	4	81835	Up	

****Call for price and availability on assemblies****

600/660 S/SJ

ACCESSORIES					
JL0140001	Horn	1	001	Up	
JL2420172	Hour meter gauge	1	001	Up	
JL0140032	Motion alarm	1	001	Up	
JL2920146	Strobe light	1	001	Up	
JL0140026	Tilt alarm	1	001	61926	
JL0140011	Tilt alarm	1	61927	Up	
CONTACTORS/DIODES/RELAYS					
JL3740058	4PDT relay	A/R	001	67999	Plug-in type
JL3740057	DPDT 12V relay	1	001	67999	Plug-in type
JL3740067	SPDT 12V relay	A/R	68000	Up	Start/aux power
JL3740049	SPDT 12V 30A relay	A/R	68000	Up	
JL4120013	Relay socket 4PDT	A/R	001	67999	Fits 3740058
JL4120012	Relay socket DPDT	1	001	67999	Fits 3740057
CONTROLLERS - VERIFY STYLE REFER TO PG 37					
JL1600283	Joystick	1	001	61926	Single axis, drive/steer, w/o ADE
JL1600284	Lift/swing	1	001	61926	Dual axis, lift/swing, w/o ADE
JL1600318	Drive/steer	1	61927	146163	Single axis, drive/steer, w/ADE, can use 1001118416
JL1600317	Lift/swing	1	61927	146163	Dual axis, lift/swing, w/ADE, can use 1001129555
JL1001118416	Drive/steer	1	61927	Up	Single axis, drive/steer, Hall Effect w/ADE
JL1001129555	Lift/swing	1	68000	Up	Dual axis, lift/swing, Hall Effect w/ADE
JL4360407	Speed	1	001	Up	Boom function
DECALS /LABELS					
JL1702785	General safety	1	001	41295	Platform
JL1703797	General safety	1	41296	Up	Platform
JL1703798	General safety	1	68000	87911	Base
JL1705336	General safety	1	87912	Up	Base
JL1702632	Lower control box	1	001	35128	600S
JL1703465	Lower control box	1	35129	99059	600S
JL1706914	Lower control box	1	99060	135020	600S
JL1001102601	Lower control box	1	135021	Up	600S
JL1702536	Lower control box	1	001	35128	660SJ
JL1703466	Lower control box	1	35129	99059	600SJ
JL1706915	Lower control box	1	99060	135020	600SJ
JL1706915	Lower control box	1	99060	135020	660SJ
JL1001102602	Lower control box	1	135021	Up	600SJ
JL1001102602	Lower control box	1	135021	Up	660SJ
JL1703808	Lower control legend	1	001	99059	
JL1706941	Lower control legend	1	99060	Up	
JL1702784	Platform legend	1	001	99059	
JL1706931	Platform legend	1	99060	138728	
JL1001108493	Platform legend	1	138729	Up	
JL1001109195	Platform console decal kit	1	001	61926	
JL1001119562	Platform console decal kit	1	61927	Up	
JL2900967	Safety decal kit	1	001	Up	

600/660 S/SJ - CONTINUED

Part #	Description	Quantity	S/N From	S/N To	Notes
ENGINES					
****Call TVH today for all your engine and engine maintenance parts needs****					
FUSES/CIRCUIT BREAKERS					
JL4360232	Circuit breaker 15A	1	001	Up	Auto reset
JL4360294	Circuit breaker 30A	1	001	Up	
LEVEL SENSORS					
JL4360417	Level sensor	1	001	67999	After 67999, part of ADE
SWITCHES - VERIFY STYLE REFER TO PGS 33-36					
JL4360476	Contact block N.C.	A/R	001	Up	
JL7020175	E-stop button	A/R	001	Up	
JL4360475	E-stop switch kit	A/R	001	Up	
JL4360031	Foot switch	1	001	Up	
JL4360469	Key switch	A/R	001	Up	
JL4360387	Push button switch	A/R	001	Up	
JL4360331	Toggle switch DPDT 3 position maintained	A/R	001	Up	Upper/lower controls
JL4360336	Toggle switch SPDT 2 position maintained	A/R	001	67999	
JL4360314	Toggle switch SPDT 3 position momentary	A/R	001	61926	W/o ADE, upper/lower controls
JL4360328	Toggle switch SPDT 3 position momentary	A/R	61927	Up	W/ADE, upper/lower controls
VALVES					
JL7012941	Solenoid brake	1	001	Up	Coils not included
JL7012974	Solenoid high speed	1	001	67999	Coils not included
JL7012995	Solenoid high speed	1	68000	Up	Coils not included
JL7012774	Solenoid steering	1	001	Up	Coils not included
WHEELS/TIRES					
JL4520258	15 x 19.5 tire	4	001	138401	
JL1001097351	30 x 15-22.5 tire	4	138402	Up	
JL4860148	1.75 x 19.5 wheel	4	001	138401	
JL1001097348	Wheel	4	138402	Up	

****Call for price and availability on assemblies****

800 A/AJ

ACCESSORIES					
JL0140001	Horn	1	001	Up	
JL2420172	Hour meter gauge	1	001	Up	
JL0140032	Motion alarm	1	001	Up	
JL2920146	Strobe light	1	001	Up	
JL0140026	Tilt alarm	1	001	64431	W/o ADE
JL0140011	Tilt alarm	1	64432	Up	W/ADE
CONTACTORS/DIODES/RELAYS					
JL3740057	DPDT 12V relay	A/R	001	68999	Plug-in type
JL3740067	SPDT 12V relay	A/R	001	Up	Start/aux power
JL3740049	SPDT 12V 30A relay	1	001	Up	
JL4120012	Relay socket DPDT	A/R	001	68999	Fits 3740057
CONTROLLERS - VERIFY STYLE REFER TO PG 37					
JL1600283	Joystick	1	001	64431	Single axis, drive/steer, w/o ADE
JL1600284	Lift/swing	1	001	64431	Dual axis, lift/swing, w/o ADE
JL1600318	Drive/steer	1	64432	Up	Single axis, drive/steer, w/ADE, can use 1001118416
JL1600317	Lift/swing	1	64432	Up	Dual axis lift/swing, w/ADE, can use 1001129555
JL1001118416	Drive/steer	1	64432	Up	Single axis, drive/steer, Hall Effect w/ADE
JL1001129555	Lift/swing	1	64432	Up	Dual axis, lift/swing, Hall Effect w/ADE
JL4360407	Speed	1	001	Up	Boom function
DECALS /LABELS					
JL1703797	General safety	1	001	Up	Plafrom
JL1703798	General safety	1	001	89981	Base
JL1705336	General safety	1	89982	Up	Base
JL1703467	Lower control box	1	001	99883	800A
JL1706912	Lower control box	1	99884	135086	800A
JL1001102599	Lower control box	1	135087	Up	800A
JL1703468	Lower control box	1	001	99883	800AJ
JL1706913	Lower control box	1	99884	135086	800AJ
JL1001102600	Lower control box	1	135087	Up	800AJ
JL1001095809	Lower control legend	1	001	Up	
JL1707110	Platform legend	1	001	137974	
JL1001108495	Platform legend	1	137975	Up	
JL2910872	Platform console decal kit	1	001	Up	
JL2910184	Safety decal kit	1	001	Up	

ENGINES

****Call for price and availability on assemblies****

800 A/AJ - CONTINUED

Part #	Description	Quantity	S/N From	S/N To	Notes
FUSES/CIRCUIT BREAKERS					
JL4360232	Circuit breaker 15A	1	001	Up	Auto reset
JL4360294	Circuit breaker 30A	1	001	Up	
LEVEL SENSORS					
JL4360417	Level sensor	1	001	68999	
JL1001094400	Level sensor	1	69000	Up	
SWITCHES - VERIFY STYLE REFER TO PGS 33-36					
JL7020176	Contact block N.C.	A/R	001	Up	
JL4360475	E-stop switch kit	A/R	001	Up	
JL4360469	Key switch	A/R	001	Up	
JL4360031	Foot switch	1	001	Up	
JL4360387	Push button switch	A/R	001	Up	
JL4360331	Toggle switch DPDT 3 position maintained	A/R	64432	Up	W/ADE, upper/lower controls
JL4360314	Toggle switch DPDT 3 position momentary	A/R	001	64431	W/o ADE, upper/lower controls
JL4360328	Toggle switch SPDT 3 position momentary	A/R	64432	Up	W/ADE, upper/lower controls
VALVES					
JL7017479	Solenoid brake	1	001	83331	
JL7023981	Solenoid high speed	1	001	83331	
JL4640906	Solenoid brake/high speed	2	83332	87265	
JL4641317	Solenoid brake/high speed	2	87266	Up	
JL7012774	Solenoid steering	1	001	Up	
WHEELS/TIRES					
JL4520252	15 x 625 tire	4	001	Up	
JL4520204	385/65D19.5 tire	4	001	Up	
JL4520205	455/55D19.5 tire	4	001	Up	
JL4520253	18 x 6.25 tire	4	001	Up	
JL4860224	13 x 24.5 wheel	4	001	Up	
JL4860148	11.75 x 19.5 wheel	4	001	Up	
JL4860188	14 x 19.5 wheel	4	001	Up	
JL4860225	15 x 24.5 wheel	4	001	Up	

****Call for price and availability on assemblies****

800/860 S/SJ

ACCESSORIES					
JL0140001	Horn	1	001	Up	
JL2420172	Hour meter gauge	1	001	Up	
JL0257887	Motion alarm	1	001	Up	
JL2920146	Strobe light	1	001	Up	
JL0140011	Tilt alarm	1	001	Up	
CONTACTORS/DIODES/RELAYS					
JL3740067	SPDT 12V relay	A/R	001	Up	Start/aux power
JL3740049	SPDT 12V 30A relay	A/R	001	Up	
CONTROLLERS - VERIFY STYLE REFER TO PG 37					
JL1600318	Drive/steer	1	001	Up	Single axis, drive/steer, can use 1001118416
JL1600317	Lift/swing	1	001	Up	Dual axis, lift/swing, can use 1001118417
JL1001118416	Drive/steer	1	001	Up	Single axis, drive/steer, Hall Effect w/ADE
JL1001118417	Lift/swing	1	001	Up	Dual axis, lift/swing, Hall Effect w/ADE
JL4360407	Speed	1	001	Up	Boom function
DECALS /LABELS					
JL1703797	General safety	1	001	Up	Platform
JL1703798	General safety	1	001	88932	Base
JL1705336	General safety	1	88933	Up	Base
JL1703808	Legend	1	001	99881	Lower controls
JL1706941	Legend	1	99882	Up	Lower controls
JL1705015	Legend	1	001	137912	Platform
JL1001108496	Legend	1	137913	Up	Platform
JL1703465	Lower control box	1	001	99881	800S
JL1706914	Lower control box	1	99882	134725	800S
JL1001102601	Lower control box	1	134726	Up	800S
JL1703466	Lower control box	1	001	99881	800SJ
JL1706915	Lower control box	1	99882	134725	800SJ
JL1001102602	Lower control box	1	134726	Up	800SJ
JL2910871	Platform console decal kit	1	001	Up	
JL2910751	Safety decal kit	1	001	Up	

****Call TVH today for all your engine and engine maintenance parts needs****

800/860 S/SJ - CONTINUED

Part #	Description	Quantity	S/N From	S/N To	Notes
FUSES/CIRCUIT BREAKERS					
JL4360232	Circuit breaker 15A	1	001	Up	Auto reset
JL4360294	Circuit breaker 30A	1	001	Up	
LEVEL SENSORS					
JL4360544	Level sensor	1	001	Up	
SWITCHES - VERIFY STYLE REFER TO PGS 33-36					
JL7020176	Contact block N.C.	A/R	001	Up	
JL7020175	E-stop button	A/R	001	Up	
JL4360475	E-stop switch kit	A/R	001	Up	
JL4360031	Foot switch	1	001	Up	
JL4360469	Key switch	A/R	001	Up	
JL4360387	Push button switch	A/R	001	Up	
JL4360331	Toggle switch DPDT 3 position maintained	A/R	001	Up	Upper controls
JL4360328	Toggle switch SPDT 3 position momentary	A/R	001	Up	Upper/lower controls
VALVES					
JL7012941	Solenoid brake/high speed	2	001	83330	Coils not included
JL7012995	Solenoid brake/high speed	1	83331	139999	Coils not included
JL7012941	Solenoid brake/high speed	2	140000	Up	Coils not included
JL7023925	Solenoid steering	1	001	Up	Coils not included
WHEELS/TIRES					
JL4520252	15 x 625 tire	4	001	Up	
JL4860224	13 x 24.5 wheel	4	001	Up	
JL4860225	15 x 24.5 wheel	4	001	Up	

****Call for price and availability on assemblies****

AB38N						
Part #	Description	Year	Quantity	S/N To	S/N From	Notes
ACCESSORIES						
SN502588-000	Alarm	2008 and after	1			
SN057586-000	Horn	2008 and after	1			
SN0361297	Strobe light	2008 and after	1			
CHARGER						
SN057573-000	Charger	2008 and after	1			
CONTACTORS/DIODES/RELAYS						
SN501873-000	Line contactor	2008 and after	1			
SN501875-000	Motor contactor	2008 and after	1			
SN501874-000	Pump contactor	2008 and after	1			
CONTROLLERS						
SN501882-000	Joystick	2008 and after	1			Single axis, drive/steer
DECALS/LABELS						
SN058538-000	General safety warning	2008 and after	1			
SN501870-000	Lower control box	2008 and after	1			
SN501869-000	Upper control box	2008 and after	1			
FUSES/CIRCUIT BREAKERS						
SN501878-000	300A fuse	2008 and after	1			
SN501877-000	Fuse block	2008 and after	1			Fits 501878-000
LEVEL SENSORS						
SN057281-000	Level sensor	2008 and after	1			
MOTORS						
SN057699-000	Brush spring	2008 and after	4			Fits 057568-000 and 058834-000
SN057568-000	Drive motor RH	2008 and after	1			
SN058834-000	Drive motor LH	2008 and after	1			
SN501863-000	ECM box	2008 and after	1			
SN057698-000	Motor brush	2008 and after	4			Fits 057568-000 and 058834-000
SN501876-000	Motor controller	2008 and after	1			
SWITCHES - VERIFY STYLE REFER TO PGS 33-36						
SN501867-000	E-stop button	2008 and after	2			
SN501866-000	Key switch	2008 and after	1			
SN501872-000	Rocker analog switch	2008 and after	1			
VALVES						
SN501963-000	Solenoid brake N.C.	2008 and after	1			
SN501962-000	Solenoid brake N.O.	2008 and after	1			
SN501964-000	Solenoid steering	2008 and after	1			

AB46 J-E						
Part #	Description	Year	Quantity	S/N To	S/N From	Notes
ACCESSORIES						
SN3040593	Descent/motion alarm	2001 and after	1			
SN3040127	Horn	2001 and after	1			
SN3070001	Hour meter gauge	2001 and after	1			
SN3060083	Strobe light	2001 to 2010	A/R			
SN0361297	Strobe light	2011 and after	1			
SN480652	Tilt alarm	2001 and after	1			
CHARGER						
SN3050092	Charger	2001 to 2010	1			
SN0260021	Charger	2011 and after	1			
SN3050061	Cord	2001 to 2010	1			
CONTACTORS/DIODES/RELAYS						
SN3087773	Drive contactor	2001 to 2010	1			
SN0260497	Drive contactor	2011 and after	1			
SN3040671	Main contactor	2001 to 2010	1			
SN3040193	Pump contactor	2001 to 2010	1			
SN3087794	Pump contactor	2011 and after	1			
SN3087774	Fixed contact	2001 to 2010	2			Fits 3087773 contactor
SN3087775	Moveable contact	2001 to 2010	1			Fits 3087773 contactor
SN3040214	DPDT 12V relay	2001 to 2010	1			
SN562326	SPDT 12V relay	2001 to 2010	A/R			
SN067661-001	SPDT 12V relay	2011 and after	A/R			Plug-in type
SN562846	SPDT 24V relay	2001 to 2010	1			
SN3040469	12V 30A relay	2001 and after	A/R			
SN3220115	Relay socket DPDT	2011 and after	1			
SN3220113	Relay socket SPDT	2011 and after	A/R			
SN067662-005	Relay socket retainer clip	2011 and after	A/R			Fits 3220113
CONTROLLERS						
SN3040685	Joystick	2001 to 2010	1			Dual axis, drive/steer
SN3020101	Joystick	2011 and after	1			Single axis, drive/steer
SN3040704	Speed	2001 to 2010	2			Boom function
SN0163252	Speed	2011 and after	1			Boom function

AB46J-E - CONTINUED

Part #	Description	Year	Quantity	S/N To	S/N From	Notes
DECALS/LABELS						
SN0323897	General safety warning	2001 and after	1			
SN0161237	Lower control box	2001 to 2010	1			
SN0260078	Lower control box	2011 and after	1			
SN0162923	Upper control box	2001 to 2010	1			
SN0260013	Upper control box	2011 and after	1			
FUSES/CIRCUIT BREAKERS						
SN3040692	100A fuse	2001 to 2010	1			
SN010148-004	125A fuse	2011 and after	1			
SN3040332	225A fuse	2001 to 2010	1			
SN010148-003	350A fuse	2011 and after	1			
SN010149-000	Fuse block	2001 to 2010	1			Fits 3040332
SN3040333	Fuse block	2011 and after	1			Fits 040148-003
SN3040686	Circuit breaker 15A	2001 to 2010	1			
SN3040687	Circuit breaker 20A	2001 to 2010	1			
SN3040705	Circuit breaker 25A	2001 to 2010	1			
SN3220019	Circuit breaker 10A	2011 and after	2			
LEVEL SENSORS						
SN3020202	Level sensor	2001 to 2010	1			
SN3020040	Level sensor	2011 and after	1			
MOTORS						
SN016305728	Drive motor controller	2001 to 2010	2			
SN3087791	Drive motor controller	2011 and after	1			
SN3080029	Pump motor controller	2001 to 2010	1			
SN016294528	Drive motor 24V	2001 to 2010	2			
SN0260001	Drive motor 48V	2011 and after	2			
SN0260022	Pump motor	2011 and after	1			
SN068554-010	Pump motor	2011 and after	1			
SN068554-011	Pump motor brush kit	2011 and after	1			Fits 068554-010
SWITCHES - VERIFY STYLE REFER TO PGS 33-36						
SN3020061	Battery disconnect switch	2001 to 2010	1			
SN3020049	Battery disconnect switch	2011 and after	1			
SN3020020	E-stop button	2001 to 2010	A/R			
SN446836	E-stop button	2011 and after	A/R			
SN3020021	Foot switch	2001 and after	1			
SN3020087	Key switch 3 position	2001 and after	1			
SN3020097	Toggle switch DPDT 2 position maintained	2001 and after	A/R			Lower controls
SN3020036	Toggle switch DPDT 2 position momentary	2001 to 2010	A/R			Lower controls
SN3020081	Toggle switch DPDT 2 position momentary	2011 and after	A/R			Lower controls
SN3020018	Toggle switch DPDT 3 position momentary	2001 and after	A/R			Upper/lower controls
SN3020013	Toggle switch SPDT 2 position maintained	2001 and after	A/R			Upper controls
SN3020015	Toggle switch SPDT 2 position momentary	2001 and after	A/R			Upper/lower controls
SN3020080	Toggle switch SPDT 2 position momentary	2011 and after	A/R			Upper/lower controls
VALVES						
SN6091048	Solenoid brake	2001 to 2010	1			
SN6019075	Solenoid steering	2011 and after	1			
SN6091027	Solenoid steering	2001 to 2010	1			
WHEELS/TIRES						
SN0160607	250 x 15 wheel assy (non-marking)	2001 to 2010	4			Solid
SN0160595	9.5 x 16.5 8 ply wheel assy (black)	2001 to 2010	4			Foam filled

AB46JRT

ACCESSORIES						
SN3040411	Descent alarm	2008 and after	1			
SN3040127	Horn	2008 and after	1			
SN3070001	Hour meter gauge	2008 and after	1			
SN0361297	Strobe light	2008 and after	A/R			
SN480652	Tilt alarm	2008 and after	1			
CONTACTORS/DIODES/RELAYS						
SN067661-004	4PDT 12V relay	2008 and after	1			
SN067661-001	SPDT 12V relay	2008 and after	A/R			Plug-in type
SN3040469	SPDT 12V 30A relay	2008 and after	A/R			Upper/lower control box, plastic bracket
SN067662-004	Relay socket 4PDT	2008 and after	1			
SN3220113	Relay socket SPDT	2008 and after	A/R			Fits 067662-005
SN067662-007	Relay socket retainer clip 4PDT	2008 and after	1			Fits 067662-004
SN067662-005	Relay socket retainer clip 4PDT	2008 and after	A/R			Fits 3220113
CONTROLLERS						
SN3220100	Joystick	2008 and after	1			Single axis drive/steer
SN3028811	Speed	2008 and after	1			Boom function

AB46JRT - CONTINUED

Part #	Description	Year	Quantity	S/N To	S/N From	Notes
DECALS/LABELS						
SN0074209	General safety warning	2008 and after	1			
SN0260020	Lower control box	2008 and after	1			
SN0260013	Upper control box	2008 and after	1			
SN0074209	Safety decal kit	2008 and after	1			
ENGINES						
****Call for price and availability on assemblies****						
FUSES/CIRCUIT BREAKERS						
SN3020019	Circuit breaker 10A	2008 and after	2			
SN3040252	Circuit breaker 15A	2008 and after	1			
SN3020069	Circuit breaker 30A	2008 and after	3			
LEVEL SENSORS						
SN3020040	Level sensor	2008 and after	1			
SWITCHES - VERIFY STYLE REFER TO PGS 33-36						
SN3020049	Battery disconnect switch	2008 and after	1			
SN446826	Contact block N.C.	2008 and after	A/R			
SN446836	E-stop button	2008 and after	A/R			
SN3020021	Foot switch	2008 and after	1			
SN3020087	Key switch 3 position	2008 and after	1			Lower control box
SN3020090	Key switch anti-restart	2008 and after	1			Upper control box
SN3020018	Toggle switch DPDT 3 position momentary	2008 and after	A/R			Upper/lower control box
SN3020013	Toggle switch SPDT 2 position maintained	2008 and after	A/R			Upper/lower control box
SN3020080	Toggle switch SPDT 2 position momentary	2008 and after	A/R			Upper/lower control box
SN3020015	Toggle switch SPDT 2 position momentary	2008 and after	A/R			Upper/lower control box
VALVES						
SN6019075	Solenoid steering	2008 and after	1			
WHEELS/TIRES						
****Call for price and availability on assemblies****						

AB50J

ACCESSORIES						
SN3040411	Descent alarm	2002 and after	1			
SN3040593	Descent/motion alarm	2002 and after	1			
SN3040127	Horn	2002 and after	1			
SN3070001	Hour meter gauge	2002 and after	1			
SN0361297	Strobe light	2002 and after	A/R			
SN480652	Tilt alarm	2002 and after	1			
CONTROLLERS - VERIFY STYLE REFER TO PG 37						
SN562326	SPDT 12V relay	2002 and after	A/R			Upper/lower control box
SN3040502	SPDT 12V 30A relay	2002 and after	1			Metal bracket
SN3040506	SPDT 12V relay	2002 and after	A/R			Starter/aux power
SN3040469	SPDT 12V 30A relay	2002 and after	A/R			Lower control box
CONTROLLERS						
SN3040685	Joystick	2002 and after	1			Dual axis, drive/steer
SN3040497	Speed	2002 and after	2			Boom function
DECALS/LABELS						
SN0073491	General safety warning	2002 and after	1			
SN0161401	Upper control box	2002 and after	1			
SN0161212	Lower control box	2002 and after	1			
ENGINES						
****Call for price and availability on assemblies****						
FUSES/CIRCUIT BREAKERS						
SN3049832	Circuit breaker 10A	2002 and after	2			
SN3040686	Circuit breaker 15A	2002 and after	1			
SN3040687	Circuit breaker 20A	2002 and after	1			
LEVEL SENSORS						
SN3020040	Level sensor	2002 and after	1			
SWITCHES - VERIFY STYLE REFER TO PGS 33-36						
SN3020049	Battery disconnect switch	2002 and after	1			
SN3020020	E-stop button	2002 and after	A/R			
SN3020021	Foot switch	2002 and after	1			
SN3020087	Key switch 3 position	2002 and after	1			Lower control box
SN3020090	Key switch anti-restart	2002 and after	1			Upper control box
SN3020097	Toggle switch DPDT 2 position maintained	2002 and after	A/R			Upper/lower control box
SN3020018	Toggle switch DPDT 3 position momentary	2002 and after	A/R			Upper/lower control box
SN3020015	Toggle switch SPDT 2 position momentary	2002 and after	A/R			Upper/lower control box
SN3020014	Toggle switch SPDT 3 position momentary	2002 and after	A/R			Upper/lower control box
VALVES						
SN6010697	Solenoid steering	2002 and after	1			

AB50J - CONTINUED

Part #	Description	Year	Quantity	S/N To	S/N From	Notes
WHEELS/TIRES						
SN7280017	12-16.5 8 ply tire	2002 and after	4			
SN0160591-99	16.5 x 8.25 wheel	2002 and after	4			

****Call for price and availability on assemblies****

AB60J

ACCESSORIES						
SN3040411	Descent alarm	2002 and after	1			
SN3040593	Descent/motion alarm	2002 and after	1			
SN3040127	Horn	2002 and after	1			
SN3070001	Hour meter gauge	2002 and after	1			
SN3060083	Strobe light	2002 and after	A/R			
SN480652	Tilt alarm	2002 and after	1			
CONTACTORS/DIODES/RELAYS						
SN3040214	DPDT 12V relay	2002 and after	A/R			
SN3040128	SPDT 12V 50A relay	2002 and after	1			
SN3040469	SPDT 12V 30A relay	2002 and after	A/R			Plastic bracket
SN3040188	SPDT 12V relay	2002 and after	A/R			Plug-in type
CONTROLLERS						
SN3040492	Drive/steer	2002 and after	1			Dual axis, drive/steer
SN3040493	Lift/swing	2002 and after	1			Dual axis, lift/swing
SN3040497	Speed	2002 and after	2			Boom function
DECALS/LABELS						
SN0073491	General safety warning	2002 and after	1			
SN0180916	Lower control box	2002 and after	1			
SN0180845	Upper control box	2002 and after	1			

****Call for price and availability on assemblies****

FUSES/CIRCUIT BREAKERS						
SN3040535	Circuit breaker 3A	2002 and after	4			
SN3040252	Circuit breaker 15A	2002 and after	2			
SN3040068	Circuit breaker 20A	2002 and after	2			
SN3040069	Circuit breaker 25A	2002 and after	1			

LEVEL SENSORS						
SN3020040	Level sensor	2002 and after	1			

SWITCHES - VERIFY STYLE REFER TO PGS 33-36						
SN3020049	Battery disconnect switch	2002 and after	1			
SN3020020	E-stop button	2002 and after	A/R			
SN3020021	Foot switch	2002 and after	1			
SN3020087	Key switch 3 position	2002 and after	1			Lower control box
SN3020090	Key switch anti-restart	2002 and after	1			Upper control box
SN3020048	Toggle switch 4PDT 2 position maintained	2002 and after	A/R			
SN3020017	Toggle switch DPDT 3 position maintained	2002 and after	A/R			
SN3020018	Toggle switch DPDT 3 position momentary	2002 and after	A/R			
SN3020080	Toggle switch SPDT 2 position momentary	2002 and after	A/R			
SN3020016	Toggle switch SPDT 3 position momentary	2002 and after	A/R			

VALVES						
SN6010698	Solenoid brake	2002 and after	1			
SN6010697	Solenoid steering	2002 and after	1			

WHEELS/TIRES						
SN0080365	15-19.5 RH wheel assy (front)	2002 and after	1			2 WD, foam filled
SN0181013	15-19.5 RH wheel assy (rear)	2002 and after	1			2 WD, foam filled
SN0082185	15-19.5 LH wheel assy (front)	2002 and after	1			2 WD, foam filled
SN0181014	15-19.5 LH wheel assy (rear)	2002 and after	1			2 WD, foam filled
SN0181013	15-19.5 RH wheel assy	2002 and after	2			4 WD, foam filled
SN0181014	15-19.5 LH wheel assy	2002 and after	2			4 WD, foam filled

****Call for price and availability on assemblies****

AB80J/85RJ

ACCESSORIES						
SN3040411	Descent alarm	2002 and after	1			
SN3040127	Horn	2002 and after	1			
SN3070001	Hour meter gauge	2002 and after	1			
SN3040129	Motion alarm	2002 and after	1			
SN3060083	Strobe light	2002 and after	A/R			
SN480652	Tilt alarm	2002 and after	1			
CONTACTORS/DIODES/RELAYS						
SN3040214	DPDT 12V relay	2002 and after	A/R			
SN3040506	SPDT 12V relay	2002 and after	A/R			Starter/aux power
SN3040469	SPDT 12V 30A relay	2002 and after	A/R			Plastic bracket

AB80J/85RJ - CONTINUED

Part #	Description	Year	Quantity	S/N To	S/N From	Notes
CONTROLLERS						
SN304037728	Joystick	2002 and after	1			Dual axis, drive/steer
SN304037828	Lift/swing	2002 and after	1			Dual axis, lift/swing
SN3220078	Joystick	2002 and after	1			Single axis, extend/retract
SN3220050	Speed	2002 and after	1			Boom function
DECALS/LABELS						
SN0323897	General safety warning	2002 and after	1			
SN0420462	Lower control box	2002 and after	1			
SN0420612	Upper control box	2002 and after	1			
ENGINES						
****Call for price and availability on assemblies****						
FUSES/CIRCUIT BREAKERS						
SN3040535	Circuit breaker 3A	2002 and after	1			
SN3040252	Circuit breaker 15A	2002 and after	5			
SN3040069	Circuit breaker 25A	2002 and after	1			
LEVEL SENSORS						
SN3020040	Level sensor	2002 and after	1			
SWITCHES - VERIFY STYLE REFER TO PGS 33-36						
SN3020049	Battery disconnect switch	2002 and after	1			
SN3020020	E-stop button	2002 and after	A/R			
SN3020021	Foot switch	2002 and after	1			
SN3020090	Key switch anti-restart	2002 and after	1			Upper control box
SN3020087	Key switch 3 position	2002 and after	1			Lower control box
SN3026027	Push button switch	2002 and after	1			
SN3020048	Toggle switch 4PDT 2 position maintained	2002 and after	1			
SN3020017	Toggle switch DPDT 3 position maintained	2002 and after	1			
SN3020081	Toggle switch DPDT 2 position momentary	2002 and after	A/R			
SN3020013	Toggle switch SPDT 2 position maintained	2002 and after	A/R			
SN3020080	Toggle switch SPDT 2 position momentary	2002 and after	1			
SN3020016	Toggle switch SPDT 3 position momentary	2002 and after	A/R			
VALVES						
SN0112821	Solenoid steering	2002 and after	1			
SN6019113	Solenoid high speed	2002 and after	2			
WHEELS/TIRES						
SN0112657	15-625 RH wheel assy	After 2001	2			Foam filled
SN0112658	15-625 LH wheel assy	After 2001	2			Foam filled
****Call for price and availability on assemblies****						

TB37/TB42(J), TB47J/TB50

ACCESSORIES						
SN3040411	Descent alarm	2005 and after	1			
SN3040127	Horn	2005 and after	1			
SN3070001	Hour meter gauge	2005 and after	1			
SN3040129	Motion alarm	2005 and after	1			
SN3060083	Strobe light	2005 and after	A/R			
SN480652	Tilt alarm	2005 and after	1			
CONTACTORS/DIODES/RELAYS						
SN3040214	DPDT 12V relay	2005 and after	1			
SN3040506	SPDT 12V relay	2005 and after	A/R			Starter/ aux power
SN3040128	SPDT 12V 50A relay	2005 and after	1			
SN3040469	SPDT 12V 30A relay	2005 and after	A/R			Upper/lower control box, plastic bracket
SN3040502	SPDT 12V 30A relay	2005 and after	1			Lower control box, metal bracket
CONTROLLERS						
SN3040377	Joystick	2005 and after	1			Dual axis, drive/steer
SN3040378	Lift/swing	2005 and after	1			Dual axis, lift/swing
SN018094928	Speed	2005 and after	1			Boom function
DECALS/LABELS						
SN0323897	General safety warning	2005 and after	1			
SN0112559	Lower control box	2005 and after	1			TB37
SN0112559	Lower control box	2005 and after	1			TB42
SN0090253	Lower control box	2005 and after	1			TB42J
SN0090253	Lower control box	2005 and after	1			TB47J
SN0112559	Lower control box	2005 and after	1			TB50
SN0082014	Upper control box	2005 and after	1			TB37
SN0082014	Upper control box	2005 and after	1			TB42
SN0081979	Upper control box	2005 and after	1			TB42J
SN0081979	Upper control box	2005 and after	1			TB47J
SN0082014	Upper control box	2005 and after	1			TB50

TB37/TB42(J), TB47J/TB50 - CONTINUED						
Part #	Description	Year	Quantity	S/N To	S/N From	Notes
ENGINES						
****Call for price and availability on assemblies****						
FUSES/CIRCUIT BREAKERS						
SN3040535	Circuit breaker 3A	2005 and after	3			
SN582206	Circuit breaker 5A	2005 and after	1			
SN3220019	Circuit breaker 10A	2005 and after	2			
SN3040252	Circuit breaker 15A	2005 and after	1			
SN3040068	Circuit breaker 20A	2005 and after	1			
SN3040069	Circuit breaker 25A	2005 and after	1			
LEVEL SENSORS						
SN3020040	Level sensor	2005 and after	1			
SWITCHES - VERIFY STYLE REFER TO PGS 33-36						
SN3020049	Battery disconnect switch	2005 and after	1			
SN3020020	E-stop button	2005 and after	A/R			
SN3020021	Foot switch	2005 and after	1			
SN3020087	Key switch 3 position	2005 and after	1			Lower control box
SN3020090	Key switch anti-restart	2005 and after	1			Upper control box
SN3020048	Toggle switch 4PDT 2 position maintained	2005 and after	A/R			
SN3020018	Toggle switch DPDT 3 position momentary	2005 and after	A/R			
SN3020081	Toggle switch DPDT 2 position momentary	2005 and after	A/R			
SN3020013	Toggle switch SPDT 2 position maintained	2005 and after	A/R			
SN3020080	Toggle switch SPDT 2 position momentary	2005 and after	A/R			
SN3020016	Toggle switch SPDT 3 position momentary	2005 and after	A/R			
VALVES						
SN6010591	Solenoid brake	2005 and after	1			
SN6010698	Solenoid brake	2005 and after	1			
SN6010472	Solenoid high speed	2005 and after	1			
SN6010500	Solenoid high speed	2005 and after	1			
SN6010697	Solenoid steering	2005 and after	1			
WHEELS/TIRES						
SN7280027	12-16.5 10 ply tire	2005 and after	4			
SN0070489	16.5 x 8.25 wheel	2005 and after	4			TB42J, TB47J & TB50
****Call for price and availability on assemblies****						

T40RT/46JRT						
ACCESSORIES						
SN3040411	Descent alarm	2011 and after	1			
SN3040127	Horn	2011 and after	1			
SN3070001	Hour meter gauge	2011 and after	1			
SN3040129	Motion alarm	2011 and after	1			
SN3060083	Strobe light	2011 and after	A/R			
SN480652	Tilt alarm	2011 and after	1			
CONTACTORS/DIODES/RELAYS						
SN067661-002	DPDT 12V relay	2011 and after	1			Plug-in type
SN027972-000	SPDT 12V relay	2011 and after	A/R			Start/aux power
SN067661-001	SPDT 12V relay	2011 and after	A/R			Plug-in type
SN3040469	SPDT 12V 30A relay	2011 and after	A/R			Upper/lower control box, plastic bracket
SN067662-001	Relay socket SPDT	2011 and after	A/R			
SN067662-002	Relay socket DPDT	2011 and after	1			
CONTROLLERS						
SN3220100	Joystick	2011 and after	1			Single axis, drive/steer
SN106899-000	Joystick	2011 and after	1			Dual axis, lift/swing
SN018094928	Speed	2011 and after	1			Boom function
DECALS/LABELS						
SN0323897	General safety warning	2011 and after	1			
SN1430038	Lower control box	2011 and after	1			
SN1430037	Upper control box	2011 and after	1			
ENGINES						
****Call for price and availability on assemblies****						
FUSES/CIRCUIT BREAKERS						
SN3220019	Circuit breaker 10A	2011 and after	3			
SN3040252	Circuit breaker 15A	2011 and after	2			
SN3040069	Circuit breaker 25A	2011 and after	3			
LEVEL SENSORS						
SN029945-037	Level sensor	2011 and after	1			
SWITCHES - VERIFY STYLE REFER TO PGS 33-36						
SN3020061	Battery disconnect switch	2011 and after	1			
SN446826	Contact block N.C.	2011 and after	A/R			
SN3020068	Contact block N.C.	2011 and after	A/R			

T40RT/46JRT - CONTINUED

Part #	Description	Year	Quantity	S/N To	S/N From	Notes
SWITCHES - VERIFY STYLE REFER TO PGS 33-36						
SN3020069	Contact block N.O.	2011 and after	A/R			
SN446836	E-stop button	2011 and after	A/R			
SN3020021	Foot switch	2011 and after	1			
SN3020070	Key switch 3 position maintained	2011 and after	1			
SN3020090	Key switch anti-restart	2011 and after	1			
SN3020081	Toggle switch DPDT 2 position momentary	2011 and after	A/R			
SN3020018	Toggle switch DPDT 3 position momentary	2011 and after	A/R			
SN3020013	Toggle switch SPDT 2 position maintained	2011 and after	A/R			
SN3020080	Toggle switch SPDT 2 position momentary	2011 and after	A/R			
SN012798-006	Toggle switch SPDT 2 position momentary	2011 and after	A/R			
SN3020015	Toggle switch SPDT 2 position momentary	2011 and after	A/R			
SN012798-000	Toggle switch SPDT 3 position momentary	2011 and after	A/R			
WHEELS/TIRES						
SN106717-011	355/55 D625 tire	2011 and after	4			

****Call for price and availability on assemblies****

TB60/TB66J

ACCESSORIES						
SN3040411	Descent alarm	1997 to 2012	1			
SN3040127	Horn	1997 to 2012	1			
SN3070001	Hour meter gauge	1997 to 2012	1			
SN3040129	Motion alarm	1997 to 2012	1			
SN3060083	Strobe light	1997 to 2012	A/R			
SN480652	Tilt alarm	1997 to 2012	1			
CONTACTORS/DIODES/RELAYS						
SN3040287	4PDT 12V relay	1997 to 2012	1			Plug-in type
SN3040188	SPDT 12V relay	1997 to 2012	1			Plug-in type
SN3040128	SPDT 12V 50A relay	1997 to 2012	1			
SN3040469	SPDT 12V 30A relay	1997 to 2012	A/R			Upper/lower control box, plastic bracket
SN3040506	SPDT 12V relay	1997 to 2012	A/R			Start/aux power
CONTROLLERS						
SN3040492	Drive/steer	1997 to 2012	1			Dual axis, drive/steer
SN3040493	Lift/swing	1997 to 2012	1			Dual axis, lift/swing
SN018094928	Speed	1997 to 2012	2			Boom function
DECALS/LABELS						
SN0323897	General safety warning	1997 to 2012	1			
SN0082003	Lower control box	1997 to 2012	1			TB60
SN0081845	Lower control box	2001 to 2012	1			TB66J
SN0082014	Upper control box	1997 to 2012	1			TB60
SN0081979	Upper control box	2001 to 2012	1			TB66J
SN0082952	Safety decal kit	1997 to 2012	1			
ENGINES						
****Call for price and availability on assemblies****						
FUSES/CIRCUIT BREAKERS						
SN3040535	Circuit breaker 3A	1997 to 2012	A/R			
SN3040252	Circuit breaker 15A	1997 to 2012	2			
SN3040068	Circuit breaker 20A	1997 to 2012	2			
SN3040069	Circuit breaker 25A	1997 to 2012	1			
LEVEL SENSORS						
SN3020040	Level sensor	1997 to 2012	1			
SWITCHES - VERIFY STYLE REFER TO PGS 33-36						
SN3020049	Battery disconnect switch	1997 to 2012	1			
SN3020020	E-stop button	1997 to 2012	A/R			
SN562236	E-stop switch guard	1997 to 2012	1			
SN3020021	Foot switch	1997 to 2012	1			
SN3020087	Key switch 3 position	1997 to 2012	1			
SN3020090	Key switch anti-restart	1997 to 2012	1			
SN3020048	Toggle switch 4PDT 2 position maintained	1997 to 2012	A/R			
SN3020081	Toggle switch DPDT 2 position momentary	1997 to 2012	A/R			
SN3020018	Toggle switch DPDT 3 position momentary	1997 to 2012	A/R			
SN3020013	Toggle switch SPDT 2 position maintained	1997 to 2012	A/R			Upper control box
SN3020080	Toggle switch SPDT 2 position momentary	1997 to 2012	A/R			
SN3020016	Toggle switch SPDT 3 position momentary	1997 to 2012	A/R			
VALVES						
SN6010591	Solenoid brake	1997 to 2012	1			
SN3040473	Solenoid high speed	1997 to 2001	1			
SN6010697	Solenoid steering	1997 to 2012	1			

TB60/TB66J - CONTINUED						
Part #	Description	Year	Quantity	S/N To	S/N From	Notes
WHEELS/TIRES						
SN0080365	15-19.5 RH wheel assy (front)	1997 and after	1			2 WD, foam filled
SN0082185	15-19.5 LH wheel assy (front)	1997 and after	1			2 WD, foam filled
****Call for price and availability on assemblies****						
TB 80 OSCILLATING AXLE/TB 85J OSCILLATING AXLE						
ACCESSORIES						
SN3040411	Descent alarm	2001 and after	1			
SN3040127	Horn	2001 and after	1			
SN3070001	Hour meter gauge	2001 and after	1			
SN3040129	Motion alarm	2001 and after	1			
SN3060083	Strobe light	2001 and after	A/R			
SN480652	Tilt alarm	2001 and after	1			
CONTACTORS/DIODES/RELAYS						
SN3040469	SPDT 12V 30A relay	2001 and after	A/R			Upper/lower control box, plastic bracket
SN3040214	DPDT 12V relay	2001 and after	1			
SN3040506	SPDT 12V relay	2001 and after	A/R			Starter/aux power
CONTROLLER						
SN3040492	Drive/steer	2001 and after	1			Dual axis, drive/steer
SN3040493	Lift/swing	2001 and after	1			Dual axis, lift/swing
SN3040525	Joystick	2001 and after	1			Single axis, extend/retract
SN3040619	Speed	2001 and after	2			Boom function
DECALS/LABELS						
SN0323897	General safety warning	2001 and after	1			
SN0112149	Lower control box	2001 and after	1			
SN0110959	Upper control box	2001 and after	1			
ENGINES						
****Call for price and availability on assemblies****						
FUSES/CIRCUIT BREAKERS						
SN3040535	Circuit breaker 3A	2001 and after	4			
SN3040252	Circuit breaker 15A	2001 and after	2			
SN3040068	Circuit breaker 20A	2001 and after	2			
SN3040069	Circuit breaker 25A	2001 and after	2			
LEVEL SENSORS						
SN3020040	Level sensor	2001 and after	1			
SWITCHES - VERIFY STYLE REFER TO PGS 33-36						
SN3020049	Battery disconnect switch	2001 and after	1			
SN3020020	E-stop button	2001 and after	A/R			
SN3020021	Foot switch	2001 and after	1			
SN3020087	Key switch 3 position	2001 and after	1			
SN3020090	Key switch anti-restart	2001 and after	1			
SN3020048	Toggle switch 4PDT 2 position maintained	2001 and after	A/R			
SN3020018	Toggle switch DPDT 3 position momentary	2001 and after	A/R			
SN3020081	Toggle switch DPDT 2 position momentary	2001 and after	A/R			
SN3020013	Toggle switch SPDT 2 position maintained	2001 and after	A/R			
SN3020016	Toggle switch SPDT 3 position momentary	2001 and after	A/R			
SN3020080	Toggle switch SPDT 2 position momentary	2001 and after	A/R			
VALVES						
SN6010672	Solenoid brake	2001 and after	1			
SN6010908	Solenoid steering	2001 and after	1			
WHEELS/TIRES						
SN0110537	15-22.5 16 ply wheel assy	2001 and after	4			Foam filled
****Call for price and availability on assemblies****						

TB80 FIXED AXLE/TB85/TB85J FIXED AXLE						
ACCESSORIES						
SN3040411	Descent alarm		1	110811047	Up	
SN3040127	Horn		1	110811047	Up	
SN3070001	Hour meter gauge		1	110811047	Up	
SN3040129	Motion alarm		1	110811047	Up	
SN3060083	Strobe light		A/R	110811047	Up	
SN480652	Tilt alarm		1	110811047	Up	
CONTACTORS/DIODES/RELAYS						
SN3040287	4PDT 12V relay		1	110811047	Up	Plug-in type
SN3040214	DPDT 12V relay		A/R	110811047	Up	
SN3040506	SPDT 12V relay		A/R	110811047	Up	Starter/aux power
SN3040469	SPDT 12V 30A relay		A/R	110811047	Up	Upper/lower control box, plastic bracket

TB80 FIXED AXLE/TB95/TB85J FIXED AXLE - CONTINUED

Part #	Description	Year	Quantity	S/N To	S/N From	Notes
CONTROLLERS - VERIFY STYLE REFER TO PG 37						
SN304049228	Drive/steer		1	110811047	Up	Dual axis, drive/steer
SN304049328	Lift/swing		1	110811047	Up	Dual axis, lift/swing
SN3040525	Joystick		1	110811047	Up	Single axis, extend/retract
SN0008200228	Speed		1	110811047	Up	Boom function
DECALS/LABELS						
SN0323897	General safety warning		1	110811047	Up	
SN0112551	Upper control box		1	110811047	Up	
SN0112559	Lower control box		1	110811047	Up	
ENGINES						
****Call for price and availability on assemblies****						
FUSES/CIRCUIT BREAKERS						
SN3040535	Circuit breaker 3A		5	110811047	Up	
SN582206	Circuit breaker 5A		1	110811047	Up	
SN3040252	Circuit breaker 15A		2	110811047	Up	
SN3040068	Circuit breaker 20A		3	110811047	Up	
SN3040069	Circuit breaker 25A		1	110811047	Up	
LEVEL SENSORS						
SN3020040	Level sensor		1	110811047	Up	
SWITCHES - VERIFY STYLE REFER TO PGS 33-36						
SN3020049	Battery disconnect switch		1	110811047	Up	
SN3020020	E-stop button		A/R	110811047	Up	
SN3020021	Foot switch		1	110811047	Up	
SN3020087	Key switch 3 position		1	110811047	Up	
SN3020090	Key switch anti-restart		1	110811047	Up	
SN3026027	Push button switch		1	110811047	Up	
SN3020048	Toggle switch 4PDT 2 position maintained		A/R	110811047	Up	
SN3020081	Toggle switch DPDT 2 position momentary		A/R	110811047	Up	
SN3020017	Toggle switch DPDT 3 position maintained		A/R	110811047	Up	
SN3020018	Toggle switch DPDT 3 position momentary		A/R	110811047	Up	
SN3020013	Toggle switch SPDT 2 position maintained		A/R	110811047	Up	
SN3020080	Toggle switch SPDT 2 position momentary		A/R	110811047	Up	
SN239926	Toggle switch SPDT 2 position momentary		A/R	110811047	Up	
SN3020016	Toggle switch SPDT 3 position momentary		A/R	110811047	Up	
VALVES						
SN6019153	Solenoid brake		1	110811047	Up	
SN6010610	Solenoid high speed		1	110811047	Up	
WHEELS/TIRES						
SN0112657	15-625 RH wheel assy		2	110811047	Up	Foam filled
SN0112658	15-625 LH wheel assy		2	110811047	Up	Foam filled

****Call for price and availability on assemblies****



Part#	Description	
SYEMI	EMI Manual	Safety aerial platforms
SYEMI2	EMI Manual	Safety aerial devices
SYA92.2	ANSI A92.2 Manual	Vehicle-mounted elevating and rotating aerial devices
SYA92.3	ANSI A92.3 Manual	Manually propelled elevating aerial platforms
SYA92.5	ANSI A92.5 Manual	Boom-support elevating work platforms
SYA92.6	ANSI A92.6 Manual	Self-propelled elevating work platforms

MANUAL CASES
CAJAS PARA MANUALES
COFFRES POUR LES MANUELS



Part#	Description
SY4040	Manual fold open 8½" x 11" x 1" high-impact black plastic case



SY4045	Manual flip top 9" x 6" high-impact black plastic case
--------	--



SY87659	Manual flip top 12¼" x 10" x 2¼" high-impact black plastic case
---------	---

FALL PROTECTION
PROTECCIÓN CONTRA CAÍDAS
PROTECTION DE CHUTE

FULL BODY HARNESS



Part#	Description
SY6474	Harness - full body SM/MED
SY6475	Harness - full body LG/XLG
SY6476	Harness - full body XXL

LANYARDS



SY6450	6ft lanyard
--------	-------------



SY6451	18" shock absorbing lanyard
--------	-----------------------------



SY6453	6ft positioning lanyard
--------	-------------------------

HD HORNS BOCINA SIRÈNE

HEAVY DUTY
- 1 Year Warranty



Part#	Voltage	Decibels	Size	Conforms To
SY100	12VDC	120dB	5" dia 127mm	UL
SY101	24VDC	120dB	5" dia 127mm	UL
SY103	48VDC	120dB	5" dia 127mm	UL
SY105	36-48VDC	120dB	5" dia 127mm	UL



SINGLE POLE - LEVER STANDARD

INTERRUPTOR DE PALANCA ESTÁNDAR UNIPOLAR
UNE BARRE - LEVIER DE SÉRIE



Terminals

OK	Center	Keyway	Screw	Spade
On	Off	On	SY1NT1-1	SY31NT91-1
On	-	Off	SY1NT1-2	SY31NT91-2
On	-	On	SY1NT1-3	SY31NT91-3
On	Off	On*	SY1NT1-5	SY31NT91-5
Off	-	On*	SY1NT1-6	SY31NT91-6
On*	Off	On*	SY1NT1-7	SY31NT91-7
On	-	On*	SY1NT1-8	SY31NT91-8
On	Off	None	SY1NT1-21	SY31NT91-21
None	Off	On*	SY1NT1-61	SY31NT91-61

*=Momentary

OK=Opposite of keyway

DOUBLE POLE

DOBLE POLO
DEUX BARRES



Terminals

OK	Center	Keyway	Screw	Spade
On	Off	On	SY2NT1-1	SY32NT91-1
On	-	Off	SY2NT1-2	SY32NT91-2
On	-	On	SY2NT1-3	SY32NT91-3
On	Off	On*	SY2NT1-5	
Off	-	On*	SY2NT1-6	
On*	Off	On*	SY2NT1-7	SY32NT91-7
On	-	On*	SY2NT1-8	SY32NT91-8
On	On	On	SY2NT1-12	SY32NT91-12
On	Off	None	SY2NT1-21	SY32NT91-21
On	On	On*	SY2NT1-50	SY32NT91-50
On	Off	On*	SY2NT1-61	SY32NT91-61
On	On	On*	SY2NT1-70	SY32NT91-70

*=Momentary

OK=Opposite of keyway



TERMINALS

TERMINALES
POSTE DE COMMANDES

Screw

SY61NT1-7-NH

Spade

SY62NT1-3-NH

SY62NT1-7-NH

FOUR POLE

CUATRO POLOS
QUATRES BARRES



Terminals

OK	Center	Keyway	Screw	Spade
On	Off	On	SY4NT1-1	
On	-	On	SY4NT1-3	
On*	Off	On*	SY4NT1-7	

*=Momentary

OK=Opposite of keyway



TABBED TOGGLES - LEVER YELLOW

INTERRUPTOR DE PALANCA CON PESTAÑA AMARILLA
BASCULEMENT AVEC INDENTATIONS - LEVIER JAUNE



Terminals

OK	Center	Keyway	Screw	Spade
On	Off	On	SY31NT391-1-C08	SY32NT391-1-C08
Off	None	On	SY31NT391-2-C08	
On	None	On	SY31NT391-3-C08	SY32NT391-3-C08
On*	None	Off	SY31NT391-6-C08	
On*	None	Off	SY31NT391-6-B08	
On*	Off	On*	SY31NT391-7-C08	SY32NT391-7-C08
On	On	On		SY32NT391-12-C08
On*	On	On*		SY32NT391-72-C08

*=Momentary

OK=Opposite of keyway

SWITCH STYLE - PUSH BUTTON INTERRUPTORES - TIPO BOTÓN TYPE - BOUTON POUSSOIR

NEW STYLE METAL



Part#	Description
SYZB4-BA2	Black flush head push button switch
SYZB4-BA2-Kit	Kit (ZB4-BA2, base, 2 N.C. contacts)
SYZB4-BA3	Green flush head push button switch
SYZB4-BA3-Kit	Kit (ZB4-BA3, base, 2 N.C. contacts)
SYZB4-BA4	Red flush head push button switch
SYZB4-BA4-Kit	Kit (ZB4-BA4, base, 2 N.C. contacts)
SYZB4-BP2	Booted black flush head push button switch
SYZB4-BP2-Kit	Kit (ZB4-BP2, base, 2 N.C. contacts)
SYZB4-BP3	Booted green flush head push button switch
SYZB4-BP3-Kit	Kit (ZB4-BP3, base, 2 N.C. contacts)

OLD STYLE METAL



Part#	Description
SYZB2-BA2	Black flush head push button switch
SYZB2-BA2-Kit	Kit (ZB2-BA2, base, 2 N.C. contacts)
SYZB2-BA3	Green flush head push button switch
SYZB2-BA3-Kit	Kit (ZB2-BA3, base, 2 N.C. contacts)
SYZB2-BA4	Red flush head push button switch
SYZB2-BA4-Kit	Kit (ZB2-BA4, base, 2 N.C. contacts)
SYZB2-BP2	Booted black flush head push button switch
SYZB2-BP2-Kit	Kit (ZB2-BP2, base, 2 N.C. contacts)
SYZB2-BP3	Booted green flush head push button switch
SYZB2-BP3-Kit	Kit (ZB2-BP3, base, 2 N.C. contacts)

NEW STYLE PLASTIC



Part#	Description
SYZB5-BA2	Black flush head push button switch
SYZB5-BA2-Kit	Kit (ZB2-BA2, base, 2 N.C. contacts)
SYZB5-BA3	Green flush head push button switch
SYZB5-BA3-Kit	Kit (ZB2-BA3, base, 2 N.C. contacts)
SYZB5-BA4	Red flush head push button switch
SYZB5-BA4-Kit	Kit (ZB2-BA4, base, 2 N.C. contacts)
SYZB5-BP2	Booted black flush head push button switch
SYZB5-BP2-Kit	Kit (ZB2-BP2, base, 2 N.C. contacts)
SYZB5-BP3	Booted green flush head push button switch
SYZB5-BP3-Kit	Kit (ZB2-BP3, base, 2 N.C. contacts)

OLD STYLE PLASTIC



Part#	Description
SYZA2-BA2	Black flush head push button switch
SYZA2-BA2-Kit	Kit (ZA2-BA2, base, 2 N.C. contacts)
SYZA2-BA3	Green flush head push button switch
SYZA2-BA3-Kit	Kit (ZA2-BA3, base, 2 N.C. contacts)
SYZA2-BA4	Red flush head push button switch
SYZA2-BA4-Kit	Kit (ZA2-BA4, base, 2 N.C. contacts)

Kits include contact(s) and base

SWITCH STYLE - E-STOP INTERRUPTORES - TIPO PARADA DE EMERGENCIA TYPE - E-STOP

NEW STYLE METAL



Part#	Description
SYZB4-BS44	30mm turn to release e-stop button
SYZB4-BS44-Kit	Kit (ZB4-BS44, base, 2 N.C.)
SYZB4-BS54	40mm turn to release e-stop button
SYZB4-BS54-Kit	Kit (ZB4-BS54, base, 2 N.C.)
SYZB4-BT4	40mm push/pull e-stop button
SYZB4-BT4-Kit	Kit (ZB4-BT4, base, 2 N.C.)

OLD STYLE METAL



Part#	Description
SYZB2-BS44	30mm turn to release e-stop button
SYZB2-BS44-Kit	Kit (ZB2-BS44, base, 2 N.C. contacts)
SYZB2-BS54	40mm turn to release e-stop button
SYZB2-BS54-Kit	Kit (ZB2-BS54, base, 2 N.C. contacts)
SYZB2-BT4	40mm push/pull e-stop button
SYZB2-BT4-Kit	Kit (ZB2-BT4, base, 2 N.C. contacts)

NEW STYLE PLASTIC



Part#	Description
SYZB5-AS44	30mm turn to release e-stop button
SYZB2-AS44-Kit	Kit (ZB5-AS44, base, 2 N.C.)
SYZB5-AS54	40mm turn to release e-stop button
SYZB5-AS54-Kit	Kit (ZB5-AS54, base, 2 N.C.)
SYZB5-AT4	40mm push/pull e-stop button
SYZB5-AT4-Kit	Kit (ZB5-AT4, base, 2 N.C.)

OLD STYLE PLASTIC







Part#	Description
SYZA2-BS44	30mm turn to release e-stop button
SYZA2-BS44-Kit	Kit (ZA2-BS44, base, 2 N.C. contacts)
SYZA2-BS54	40mm turn to release e-stop button
SYZA2-BS54-Kit	Kit (ZA2-BS54, base, 2 N.C. contacts)
SYZA2-BT4	40mm push/pull e-stop button
SYZA2-BT4-Kit	Kit (ZA2-BT4, base, 2 N.C. contacts)

Kits include contact(s) and base







NEW STYLE METAL

Part#	Description
 SYZB4-BG0	3 position key switch
 SYZB4-BG2	2 position key switch
 SYZB4-BG3	3 position key switch
 SYZB4-BG9	3 position key switch

OLD STYLE METAL

Part#	Description
SYZB2-BG0	3 position key switch
SYZB2-BG2	2 position key switch
SYZB2-BG3	3 position key switch
SYZB2-BG9	3 position key switch

NEW STYLE PLASTIC

Part#	Description
 SYZB5-AG0	3 position key switch
 SYZB5-AG2	2 position key switch
 SYZB5-AG3	3 position key switch
 SYZB5-AG9	3 position key switch





OLD STYLE PLASTIC

Part#	Description
SYZA2-BG0	3 position key switch
SYZA2-BG2	2 position key switch
SYZA2-BG3	3 position key switch
SYZA2-BG9	3 position key switch



SWITCH STYLE - SELECTOR INTERRUPTORES - TIPO SELECTOR TYPE - SELECTEUR





NEW STYLE METAL

Part#	Description
 SYZB4-BD2	2 position selector switch
 SYZB4-BD3	3 position selector switch
 SYZB4-BD5	3 position selector switch
 SYZB4-BD8	3 position selector switch

OLD STYLE METAL

Part#	Description
SYZB2-BD2	2 position selector switch
SYZB2-BD3	3 position selector switch
SYZB2-BD5	3 position selector switch
SYZB2-BD8	3 position selector switch




NEW STYLE PLASTIC

Part#	Description
 SYZB5-AD2	2 position selector switch
 SYZB5-AD3	3 position selector switch
 SYZB5-AD5	3 position selector switch
 SYZB5-AD8	3 position selector switch

OLD STYLE PLASTIC

Part#	Description
SYZA2-BD2	2 position selector switch
SYZA2-BD3	3 position selector switch
SYZA2-BD5	3 position selector switch
SYZA2-BD8	3 position selector switch



Key Remove  Momentary  Maintained 

SWITCH STYLE - BASE W/ CONTACT KITS INTERRUPTORES - BASE CON KIT DE CONTACTOS TYPE - BASE AVEC TROUSSE DE BRANCHEMENTS

NEW STYLE METAL



Part#	Description
SYZB4-BZ101	Base w/1 N.O. contact
SYZB4-BZ102	Base w/1 N.C. contact
SYZB4-BZ103	Base w/2 N.O. contact
SYZB4-BZ104	Base w/2 N.C. contact

NEW STYLE PLASTIC



Part#	Description
SYZB5-AZ101	Base w/1 N.O. contact
SYZB5-AZ102	Base w/1 N.C. contact
SYZB5-AZ103	Base w/2 N.O. contact
SYZB5-AZ104	Base w/2 N.C. contact

OLD STYLE METAL



Part#	Description
SYZB2-BZ101	Base w/1 N.O. contact
SYZB2-BZ102	Base w/1 N.C. contact
SYZB2-BZ103	Base w/2 N.O. contact
SYZB2-BZ104	Base w/2 N.C. contact

OLD STYLE PLASTIC



Part#	Description
SYZA2-BZ101	Base w/1 N.O. contact
SYZA2-BZ102	Base w/1 N.C. contact
SYZA2-BZ103	Base w/2 N.O. contact
SYZA2-BZ104	Base w/2 N.C. contact

SWITCH STYLE - BASES INTERRUPTORES - BASES TYPE - BASES

NEW STYLE METAL



Part#	Description
SYZB4-BZ009	Base

NEW STYLE PLASTIC



Part#	Description
SYZB5-AZ009	Base

OLD STYLE METAL



Part#	Description
SYZB2-BZ009	Base

OLD STYLE PLASTIC



Part#	Description
SYZA2-BZ009	Base

SWITCH STYLE - CONTACTS INTERRUPTORES - CONTACTOS TYPE - BRANCHEMENTS

NEW STYLE METAL



Part#	Description
SYZBE-101	N.O. contact

NEW STYLE PLASTIC



Part#	Description
SYZBE-102	N.O. contact

OLD STYLE METAL



Part#	Description
SYZB2-BE101	N.O. contact

OLD STYLE PLASTIC



Part#	Description
SYZB2-BE101	N.O. contact

KEY LLAVE CLÉ



Part#	Description
SYZBG-455	Ronis key

HORN BOCINA SIRÈNE



Part#	Description
SYZB5-AC24	Black push button horn
SYZB5-AC24-KIT	Kit (ZB5-AC24, base, 1 N.O.)

BOOT CUBRE POLVO DÉMARRAGE



Part#	Description
SYZB2-BP003	Green boot
SYZB2-BP002	Black boot
SYZBPA	Clear boot
SYZB2-BP004	Red boot


GENIE - UPGRADE KIT

Part#	Description
 GN111415 (replaced GN62391)	Includes GN101175, 1-axis controller and GN119613 adapter harness
 GN111416 (replaced GN75565)	Includes GN101005, 1-axis controller w/steer and GN119613 adapter harness
 GN111417 (replaced GN62390)	Includes GN101174, 2-axis controller and GN119613 adapter harness

Note - Upgrade kits are needed to replace original old style controllers. If your existing harness already has a square Deutsch style plug you do not need to upgrade. If your harness is a flat back, 7 pin amp connector, you need the upgrade kit.

GENIE - NEW CONTROLLER

Part#	Description
 GN101175	1-axis controller - Deutsch style
 GN101005	1-axis controller w/steer - Deutsch style
 GN101174	2-axis controller - Deutsch style
 GN101173	2-axis controller w/steer - Deutsch style

 GN119613	Genie adapter harness. Updated adapter harness w/current plug configuration
---	---

JLG - OLD CONTROLLER

Part#	Description
 JL1600273	1-axis controller w/drive & steer - MS4 style
 JL1600274	2-axis controller w/lift & swing - JS5 style
 JL1600317	2-axis controller w/lift & swing - JS5 style
 JL1600318	1-axis controller w/drive & steer - MS4 style

JLG - NEW CONTROLLER

Part#	Description
 JL100118418	Controller w/drive & steer - Hall Effect style
 JL100118419	Controller w/lift & swing - Hall Effect style
 JL1001129555	Controller w/lift & swing - Hall Effect style
 JL100118416	Controller w/drive & steer - Hall Effect style

TURBO SERIES

- 2900+/- 250 Hz
- Available in 7 different tones: continuous, beep, warble, siren, whoop, staccato & chime
- Available in 2 volume levels and 4 terminations
- 1.22" (31mm) height
- 1.41" (36mm) dia
- Conforms to UL-USA/Canada



Part#	Voltage	Decibels	A.A.D.	Mounting	Tone
SYTXB-V86-515-S(F)	5-15VDC	92-103dB+/-5	50mA	Panel mount with volume control	Extra loud fast beep
SYTXO-V86-515-S	5-15VDC	92-103dB+/-5	50mA	Panel mount with volume control	Extra loud whoop
SYTXS-V86-515-S	5-15VDC	92-103dB+/-5	50mA	Panel mount with volume control	Extra loud siren tone
SYTXW-V86-515-S(F)	5-15VDC	92-103dB+/-5	50mA	Panel mount with volume control	Extra loud fast warble
SYTXW-V86-515-S(S)	5-15VDC	92-103dB+/-5	50mA	Panel mount with volume control	Extra loud slow warble
SYTMB-V86-531-S(F)	5-24VAC/DC	75-95dB+/-5	15mA	Panel mount with volume control	Medium loud fast beep
SYTMW-V86-531-S(F)	5-24VAC/DC	75-95dB+/-5	15mA	Panel mount with volume control	Medium loud fast warble
SYTCH-V86-530-S(F)	5-30VDC	70-90dB+/-5	40mA	Panel mount with volume control	Medium loud fast chime
SYTCH-V86-530-S(M)	5-30VDC	75-95dB+/-5	40mA	Panel mount with volume control	Medium loud moderate chime
SYTMB-V86-530-S(F)	5-30VDC	75-95dB+/-5	10mA	Panel mount with volume control	Medium loud fast beep
SYTMB-V86-530-S(S)	5-30VDC	75-95dB+/-5	10mA	Panel mount with volume control	Medium loud slow beep
SYTMW-V86-530-S(F)	5-30VDC	75-95dB+/-5	10mA	Panel mount with volume control	Medium loud fast warble
SYTMB-V86-948-S(F)	9-48VDC	75-95dB+/-5	10mA	Panel mount with volume control	Medium loud fast beep
SYTMB-V86-948-S(S)	9-48VDC	75-95dB+/-5	10mA	Panel mount with volume control	Medium loud slow beep
SYTMW-V86-948-S(F)	9-48VDC	75-95dB+/-5	10mA	Panel mount with volume control	Medium loud fast warble
SYTMW-V86-948-S(S)	9-48VDC	75-95dB+/-5	10mA	Panel mount with volume control	Medium loud slow warble

AUDIOLARM® II SERIES

- 2900+/- 250 Hz
- Available in 4 tones: continuous, beep, warble & chime
- 1.41" (36mm) dia
- Conforms to UL- USA/Canada



Part#	Height	Voltage	Decibels	A.A.D.	Mounting	Tone
SYMC-07-130-S	0.96" 24mm	1-30VDC	70-93dB+/-5	20mA	Panel mount	Medium loud continuous
SYMC-09-948-S	1.35" 34mm	1-48VDC	85-95dB+/-5	20mA	Panel mount	Medium loud continuous
SYCH-09-525-Q(M)	1.35" 34mm	5-25VDC	70-93dB+/-5	25mA	Panel mount	Medium loud moderate chime
SYMW-09-530-Q	1.35" 34mm	5-30VDC	85-95dB+/-5	20mA	Panel mount	Medium loud moderate warble
SYXB-09-630-Q(S)	1.35" 34mm	6-30VDC	85-103dB+/-5	50mA	Panel mount	Extra loud slow beep

ULTRA SERIES

- 2100+/- 250 Hz
- 1.41" (36mm) dia
- Conforms to UL- USA/Canada



SYUC-09-628-Q	1.35" 34mm	6-28VDC	95-108dB+/-5	50mA	Panel mount	Ultra loud continuous
---------------	------------	---------	--------------	------	-------------	-----------------------

TVH offers a full line of Floyd Bell Piezo alarms. Please contact your sales representative for models not shown.



- All work performed to current OEM specs
- Each step of the reman process is verified in writing and recorded in our tracking system
- All blocks, crankshafts, and cylinder heads are magnafluxed, and aluminum cylinder heads are pressure tested
- All blocks and heads are resurfaced and Fel-Pro or OEM head gaskets are used depending on the engine model.
- All cylinder heads are completely remanufactured
- All clearances are measured and calculated – not plastigaged – This provides actual – correct – clearances
- All blocks are precision honed to each individual piston size to achieve the exact clearance on each cylinder
- Items always replaced where applicable include: pistons, piston rings, rod bearings, main bearings, cam bearings, valve guides, oil pump (new or remanufactured), gaskets, pin bushings, freeze plugs, valves, timing chains, tensioners. Diesel engines include remanufactured injection pump and injectors.
- All bolt holes are tapped after final machining to assure easy install
- All LP/Gas engines are spin tested and diesel engines are hot run. Each engine is accompanied with a sheet showing compression, oil pressure and confirmation of all vital signs.
- Core credits are processed in a fair and timely manner
- Customer friendly freight options and competitive freight pricing – we cater to whatever freight options works best for our customers.
- 1 year/1,500 hour warranty – 90 days on oil leaks
- Industry leading engine packaging for safe and efficient engine transportation.
- All technicians are A.S.E. certified

Part#
SYBIN-AWP



Description

- Ergonomic, triangular shaped design weighs 10lb
- Measures 17" x 17", with a 24" front
- Holds up to 50 pounds
- Made of reinforced, non-conductive, UV protected polypropylene orange plastic
- Light, durable... and nearly as strong as steel
- Attaches to square or rounded 90 degree corners of a platform's railing
- 3 compartments with removable partition walls
- Multi-positional magnetic parts tray for holding small parts, attaches to the metal strips on top of the bin
- Tool belt holder safely secures a worker's tool belt to the front of the bin
- Built-in handle for easy carrying



No more bending all-day-long searching for tools and parts. Everything is right at hand.



More relief for your back – your tool belt attaches right to the front of the bin.



Includes a multi-positional, magnetic parts tray for holding small parts, which attaches to the metal strips on top of the bin.

Mag-Kaddy®	Size	Magnet Force
SY1196	3.00" x 5.00" x 3.00" 76mm x 127mm x 76mm	60lb



Magnum Mag-Kaddy®	Size	Magnet Force
SY1197	7.00" x 9.00" x 5.00" 178mm x 229mm x 127mm	60lb



Mag-Klip® Clip Board	Size	Magnet Force
SY1195	9.00" x 12.00" usable 229mm x 305mm 9.00" x 15.00" overall 229mm x 381mm	60lb



NOTES

Lined area for notes, consisting of two columns of horizontal lines.



Parts sourced by TVH.

MAGNASOURCE INC.

833-362-8590 / support@magnasourceinc.com
WWW.MAGNASOURCEINC.COM



Parts sourced by TVH.