



MAGNASOURCE INC.

LIFT TRUCK GEAR
QUICK REFERENCE GUIDE

Connector Lock-outs

The Equipment lock-out box is designed to lock-out a lift truck and other equipment until repairs are made.

Part #	Item	Application	Description
SY175-LOCKOUT	Battery connector lock-outs (Lock not included)	SB@ 175A	Red
SY350-LOCKOUT	Battery connector lock-outs (Lock not included)	SB@ 350A	Red

Lock-out Box



Part #	Description	Kit Includes	Replacement Parts
SY71242	Equipment lock-out box	<ul style="list-style-type: none"> 1 Lock-box 4 Lock-out tags 1 Lock 4 Pull straps Works on battery connectors, valves, propane connectors, AC plugs, cylinders, and starter batteries 	SY71243 25 tags

TSS Multivolt

TSS12-24-36-48V





Volt	Amp	Amp Hour	Weight	Description
12	50	235-275	60lb	<ul style="list-style-type: none"> 12, 24, 36, 48VDC output Single phase USA input voltage: 110-130 AC 60 Hz Manual timer 17 1/8" L x 11 3/8" W x 10 3/8" H
24	50	235-275	60lb	
36	35	165-193	60lb	
48	30	141-165	60lb	


DC/DC Converters




Part #	Reverse Voltage Protection	Short Circuit Protected	Weather Proof	Vibratoin Resistance	UL Recognized	Operate/Input 12V ACC Range	Output Voltage Range	Amps (Full Load)	Dimensions (L x W x H)
SY1200-10	•	•	•	•	•	18-50	13.6-13.9	10.0	5" x 4 5/16" x 3" 127mm x 110mm x 76mm
SY1200-25	•	•	•	•	•	20-48	13.6-13.9	24.0-27.0	8" x 5 5/16" x 2 3/4" 203mm x 141mm x 70mm
SY1200-5	•	•	•	•	•	24-48	13.6-13.9	5.0-5.5	4" x 3 5/8" x 2 1/4" 102mm x 92mm x 57mm
SY44521	•	•	•	•	•	24-48	12.0	22.0	6 7/8" x 5" x 2 7/8" 175mm x 127mm x 73mm
SY86975	•	•	•	•	•	72-80	12.0	22.0	6" x 5" x 2 7/8" 175mm x 127mm x 73mm

	Part #	Description	Features	Replacement Parts
Cable Retractors 	SYMTCCABR58H	Pogo Stick	<ul style="list-style-type: none"> • Contains stick and grommet onl • Heavy duty spring with safety chain • Cable grommet restrainer • Durable chrome-plated steel • Complete with 5/8" - 11 threaded stud for mounting • 38"L x 1"W • Shipping weight 7lbs 	SYMTCCABR58H-G Grommet SYMTCCABR58H-M Replacement mount
	SYCABLEREEL	Cable Reel	<ul style="list-style-type: none"> • 6' line • Heavy duty long-life spring • Easy tension adjustment - no tools required • 360° swivel shackle and quick installation 	
	SYRRTM10814-0	Cord Reel	<ul style="list-style-type: none"> • 10' line • Adjustable spring • Used for thicker cables • Compact and lightweight • Bolts directly to charger • Shipping weight 7lbs 	

Battery Handling PPE Kit 	Part #	Kit Includes
	SY88108	<ul style="list-style-type: none"> • Neoprene safety gloves • Safety goggles • Face shield • Apron • Flashlight • Hydrometer

Battery Cleaning Kit 	Part #	Description	Kit Includes
	SY1003-005	<ul style="list-style-type: none"> • Everything needed to clean forklift batteries, stands, rollers, battery compartments and concrete floors • Eliminates trickle discharge to ensure optimum performance • pH color indicators • Safe to use on metal, plastic and rubber • Complies with OSHA Regulation 1917.157(G) • Everything needed to clean forklift batteries, stands, rollers, battery compartments and concrete floors • Eliminates trickle discharge to ensure optimum performance 	<ul style="list-style-type: none"> • 1gal Acid Eater™ Neutralizer & Absorber • Acid resistant PVC apron • HazMat boot covers • Chemical resistant goggles • Acid resistant gloves • Utility brush

Battery Acid Spill Kit 	Part #	Description	Kit Includes
	SY1006-001	<ul style="list-style-type: none"> • 5gallon resealable container • Contains, absorbs and neutralizes acid spills • Complies with OSHA regulations 1910.178(G) • Facilities must have means to neutralize spilled acid • Fast, easy to use and landfill disposable 	<ul style="list-style-type: none"> • 2gal Acid Eater™ neutralizer & absorber • 2 pairs HazMat boot covers • 20ft of barrier tape • 8oz Acid Eater™ neutralizer & degreaser • 1 dust pan and whisk broom • 2 pairs chemical resistant goggles • 2 acid resistant aprons • 2 disposal spill bags with ties • 2 pairs PVC gloves • Material safety data sheet

Lifting Beam



Part #	Capacity	Length	Weight	Features
SY2950	6,000lb 2,722kg	45" 1143mm	58lb 26kg	Lifting beams are made of hardwood construction, yet are light enough for one-person operation. The lifting beams have natural spark-proof insulation and safety rubber hook retainers.

SY2950-1	Replacement rubber retainer			
----------	-----------------------------	--	--	--

Safety Chain



Part #	Capacity	Length	Weight	Features
SY2951	6,000lb 2,722kg	36" 914mm	26lb 12kg	<ul style="list-style-type: none"> Fork mounted lifting hook Designed for maintenance applications 48 inch securing chain included Swivel hook included

Battery Cap



Part #	Description
SY2901	6-Pack


SYM99000F	<ul style="list-style-type: none"> Battery cap tool For use with the SY2901 battery caps Aids to easily install or remove bayonet style caps Ideal for industrial maintenance and golf carts
-----------	--

Battery Monitoring

Blinky	The Blinky watering monitor is the basic model with green only indication
Smart Blinky	Ideal for batteries where the top of the battery can be seen and where red/green indication is needed. The Smart Blinky fills the gap between the other two existing watering monitors both in features and price
Smart Blinky Remote	The Smart Blinky Remote is ideal for batteries that do not leave the truck or for batteries that are charged on multi-level racks where the indicator LED can be edge mounted for high visibility

Features and Benefits

- New installation forgiveness zone, reducing the potential for damaging monitors during installation and providing a far wider voltage operating zone
- Super bright green & red LEDs for better visibility
- Works on 6 and 12V block and golf cart batteries
- New LED flash pattern
calm, bright green flash pattern means water level is OK
frenetic, bright red flash pattern means water is needed
- Reverse polarity protected



Smart Blinky Remote ▼	Smart Blinky	Blinky	Monitor Probe Length
SYACC-SREM3-S	SYACC-SWM3-S	SYACC-BWM3-S	2.35" 60mm
SYACC-SREM3C1-S	SYACC-SWM3C1-S	SYACC-BWM3C1-S	2.00" 51mm
SYACC-SREM3C2-S	SYACC-SWM3C2-S	SYACC-BWM3C2-S	1.73" 44mm
SYACC-SREM3C3-S	SYACC-SWM3C3-S	SYACC-BWM3C3-S	4.00" 102mm
SYACC-SREM3C4-S	SYACC-SWM3C4-S	SYACC-BWM3C4-S	3.00" 76mm
SYACC-SREM3C5-S	SYACC-SWM3C5-S	SYACC-BWM3C5-S	4.50" 114mm
SYACC-SREM3C6-S	SYACC-SWM3C6-S	SYACC-BWM3C6-S	5.00" 127mm
SYACC-SREM3C7-S	SYACC-SWM3C7-S	SYACC-BWM3C7-S	3.25" 83mm

Tanker

SY2947



- 10gal 38L
- 9'/3m Input hose
- 10'/3m Output hose
- 8"/203mm Ball bearing wheels
- 57lb/26kg
- 7"W x 41"H
432mm x 1041mm

Electric Watering Cart

SY2903



- 10gal/38L polypropylene tank
- 9'/3m Hose

Gravity Tank

SYFLT-GT



- 5gal/19L
- 25'/8m Hose

Wall Mount Gravity Tank Shelf

SYFLT-018

- 100lb / 45.4kg capacity
- 25.25" x 12.00" x 12.50"
- 641mm x 305mm x 318mm

Watering Gun



Part #

Description

SY88353

- 1.7 gallons per minute flow rate
- Gentle spray
- 45° bend nozzle, Integrated flow indicator
- Converts the rapid flow to a gentle spray



SY2930

- Specialty gun developed for watering transparent jar type stationary batteries only
- Gun operates outside cell
- Manual shut-off

Single Cartridge Deionizer



Part #

System includes

Description

SY2904


- Mounting plate: 44" x 6" 117mm x 155mm
- Disposable cartridge: 27" x 5" 686 x 114mm
- Input hose: 3/8" x 10' 10mm x 3m
- Output hose: 3/8" x 20' 10mm x 6m
- Purity light, hose hanger, quick connect,
- 2 D cell batteries, estimated 2yr life span
- 0.5gpm flow rate
- 50ppm total dissolved solids purity light setting

Makes up to 600gal [2,280l] of purified water. Purity light monitors the conductivity of the output water continuously and signals when it is time to change the cartridge. Pressurized system operates at full line pressure. System comes with a mounting plate, one cartridge, purity light, hose hanger, quick connects, input and output hoses. Reliable construction with easy installation

SY2905

Replacement Filter Cartridge

Stealth Watering System™ with Standard CPC™ Input Coupling (Flowrite™ Compatible)



Part #

Battery Application

SYFLT-K6G

6 cell (12V)

SYFLT-K9G

9 cell (18V)

SYFLT-K12G

12 cell (24V)

SYFLT-K18G

18 cell (36V)

SYFLT-K20G

20 cell (40V)

SYFLT-K24G

24 cell (48V)

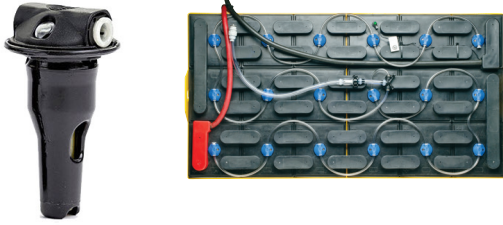
SYFLT-K36G

36 cell (72V)

SYFLT-K40G

40 cell (80V)

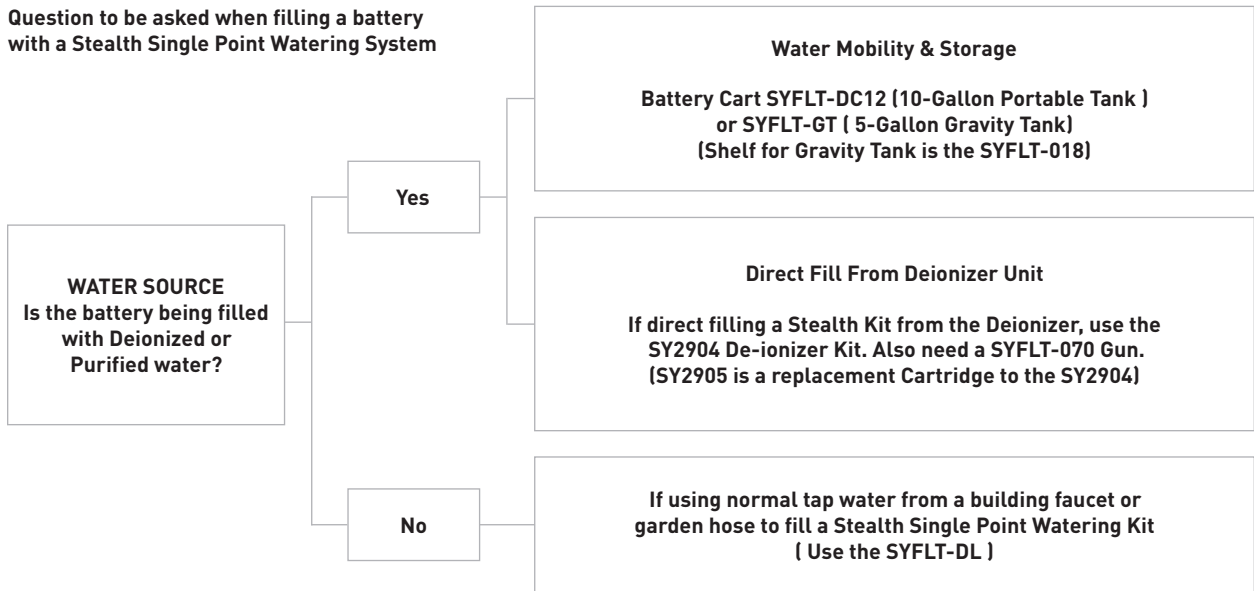
Stealth Slim Watering System™ for all GNB Batteries and Crown Battery's Max Haul



Part #	Battery Application
SYFLT-KS6G	6 cell (12V)
SYFLT-KS9G	9 cell (18V)
SYFLT-KS12G	12 cell (24V)
SYFLT-KS18G	18 cell (36V)
SYFLT-KS24G	24 cell (48V)
SYFLT-KS36G	36 cell (72V)
SYFLT-KS40G	40 cell (80V)
SYFLT-K40G	40 cell (80V)

For All GNB batteries and Crown battery's max haul battery specifically.

Question to be asked when filling a battery with a Stealth Single Point Watering System



Stealth Replacement / Service Parts

Part #	Description
SYFLT-012	Tubing cutter
SYFLT-018	Gravity tank shelf mount
SYFLT-020	Replacement input filter used in input filter assembly, includes 2 collars
SYFLT-024	Replacement male input coupling for stealth float kits, 6 pack
SYFLT-029	Stealth water system english plugs, 100 pack
SYFLT-030	Douglas or european style battery DIN vent adapters
SYFLT-070	Stealth water system replacement front end coupler with spinner and regulator
SYFLT-072	Stealth float system tubing PVC 100' coil, 1/4" OD
SYFLT-DC12	12 Volt DC mobile 10gallon watering cart
SYFLT-GT	5gal gravity tank
SYFLT-L1G	Stealth float valve, loose
SYINJ-608	Collar for injectors, 50 pack

BATTERY ACCESSORIES ACCESORIOS DE BATERÍA ACCESSOIRES DE BATTERIE

FILLWATCH Automatic Battery Watering System

	Part #	Volt	Cells
Quick and easy one point connection • Prevent over-filling, and missed cells • Increase safety • Adjustable pressure regulator • Custom water levels • Polycarbonate construction	SYFW-1006	12	6
	SYFW-1012	24	12
	SYFW-1018	36	18
	SYFW-1024	48	24

Note: pressure regulator and refill hose is required to use watering system

SAFETY ACCESSORIES ACCESORIOS DE SEGURIDAD ACCESSOIRES DE SÉCURITÉ

Strobes

- Colors available are amber (-A), blue (-B), clear (-C), green (-G) and red (-R)
- Mount available are magnetic (M), pipe (P), and permanent

METEORLITE® 2




Part #	Voltage	Dimensions (Diameter x Height)	Base & Mount	Joule Rating	Flash Rate	Current Draw	Output Power	Flash Tube Replacement
SY360080-A	12-80VDC	5.00" x 3.63" 127mm x 92mm	<ul style="list-style-type: none"> • Permanent or magnetic mount • ABS plastic, 3-hole, metal mounting ring & O-ring seal 	1	60 ± 10 single fpm	0.25A Max	1.0W	Field replaceable xenon flash tube
SY361100-A	12-72VDC	5.00" x 3.63" 127mm x 92mm	<ul style="list-style-type: none"> • Permanent or magnetic mount • ABS plastic, 3-hole, metal mounting ring & O-ring seal 	1	60 ± 10 single fpm	0.25A Max	1.0W	Field replaceable xenon flash tube

METEORLITE® 5



Part #	Voltage	Dimensions (Diameter x Height)	Base & Mount	Joule Rating	Flash Rate	Current Draw	Output Power	Flash Tube Replacement
SY361005-A	12-80VDC	2.81" x 5.16" 71mm x 131mm	<ul style="list-style-type: none"> • Permanent or magnetic mount • Nylon plastic, epoxy encapsulated, 2-hole & O-ring seal 	2	75 ± 10 single fpm	0.50A Max	2.5W	Field replaceable xenon flash tube

METEORLITE® 2 LED



Part #	Voltage	Dimensions (Diameter x Height)	Base & Mount	Flash Rate	LEDs per head	Current Draw	Conforms to
SY361100-A-LED	12-80VDC	3.54" x 3.63" 90mm x 92mm	<ul style="list-style-type: none"> • Permanent • ABS & 3-hole 	60 ± 10 quad fpm	3	0.40A Max	UL & CE
SY361100M-A-LED	12-24VDC	3.54" x 3.63" 90mm x 92mm	<ul style="list-style-type: none"> • Magnetic • ABS & 3-hole 	60 ± 10 single fpm	3	0.40A Max	UL & CE

METEORLITE® 5 LED



Part #	Voltage	Dimensions (Diameter x Height)	Base & Mount	Flash Rate	LEDs per head	Current Draw	Conforms to
SY361005-A-LED	12-80VDC	2.75" x 5.16" 70mm x 131mm	<ul style="list-style-type: none"> Permanent PA & 2-hole 	60 ± 10 quad fpm	3	0.40A Max	UL & CE
SY361005M-A-LED	12-24VDC	2.75" x 5.16" 70mm x 131mm	<ul style="list-style-type: none"> Magnetic PA & 2-hole 	60 ± 10 quad fpm	3	0.40A Max	UL & CE
SY361005P-A-LED	12-80VDC	2.75" x 5.16" 70mm x 131mm	<ul style="list-style-type: none"> Pipe PA & 2-hole 	60 ± 10 quad fpm	3	0.40A Max	UL & CE

Back-up Alarms



Part #	Voltage	Decibels	Size (W x D x H)	A.A.D.	Polarity Protected	S.P.(V)	Mounting	SAE J994	Conforms to
STA20307	12-24	87	4.00" x 1.62" x 2.73" 102mm x 41mm x 69mm	<0.6	Yes	100/-400	Universal	D	CE & cUL/UL
STA20504	12-48	97	4.00" x 1.62" x 2.73" 102mm x 41mm x 69mm	<0.6	Yes	100/-400	Universal	C	CE & cUL/UL
STA20602	12-24	102	4.00" x 1.62" x 2.73" 102mm x 41mm x 69mm	<0.6	Yes	100/-400	Universal		CE & cUL/UL

Electronic Code Switch



Part #	Description
STL1000	<ul style="list-style-type: none"> Waterproof, IP65 UL, CE and RoHS compliant 99 programmable user codes Maintenance cycle - 250 "on" hours, unit will beep intermittently until reset Last user ID function - supervisor can see who last used the unit

Auxiliary Lighting

LED Worklights



Part #	Description
SY2LWLO	12-48VDC 3.67" 93mm oval
SY4LWLR	UL & cUL approved 12-48VDC 4.72" 120mm round oval
SY4LWLS	UL & cUL approved 12-48VDC 4.33" 110mm square

SYLEDECWL Series

- 12-24VDC
- 15W
- Mount: Pedestal with wire leads
- Current: 1.250A@12V / 0.625A@24V
- Aluminum housing and stainless steel bracket and PMMA lens
- IP66



Part #	Lumens	Beam Pattern
SYLEDECWLR	400	Flood
SYLEDECWLS	400	Flood

SY5L & SY6L SERIES LED Worklight

- 12-24VDC or 12-48VDC
- 5 LED (square) or 6 LED (round)
- 15W (square) or 18W (round)
- Housing: Cast aluminum alloy
- Lens: Polycarbonate with high light transmission
- Mount: Pedestal with wire leads
- Operating Temperature: -40°C to +65° C



Part #	Lumens	Beam Pattern
SY5LCWLS	750	Square Flood
SY6LCWLR	920	Round Flood

SY5L-80 & SY6L-80 SERIES LED Worklight

- 12-80VDC
- 5 LED (square) or 6 LED (round)
- 7.5W (square) or 9W (round)
- Housing: Cast aluminum alloy
- Lens: Polycarbonate with high light transmission
- Mount: Pedestal with wire leads
- Operating Temperature: -40°C to +65° C



Part #	Lumens	Beam Pattern
SY5LCWLS-80	600	Square Flood
SY6LCWLR-80	650	Round Flood

Universal Decal Kit



Part #	Description
SY1711	<ul style="list-style-type: none"> • For use on all industrial lift trucks • Meets OSHA requirements • Individual decals also sold separately

First Aid Kit



Part #	Description
SY74017	<ul style="list-style-type: none"> • Fanny-pack kit with belt adjustable to 44"

Back Up Buddy Ergonomic Handle



Part #	Description	Features
SY71254	Back Up Buddy	<ul style="list-style-type: none"> • Forklift operator ergonomics that ease back stress when turning around • Attaches to any lift truck • Quick and easy installation • Keeps forklift operator's hand inside the operator compartment

SY71255	Back Up Buddy with horn button	Same features as regular Back Up Buddy with the addition of a horn switch that allows operator to keep left hand on steering wheel
---------	--------------------------------	--

Sta-Dry Universal All-Weather Cab Enclosure

- Fits: 2,000-6,000lb forklifts (SYSTA-DRY-S)
6,000-12,000lb forklifts (SYSTA-DRY-L)
12,000-20,000lb forklifts (SYSTA-DRY-XL)
- Heavy duty webbing at all bottom attach points
- Easy to install
- 16gauge high quality clear vinyl top and sides
- Zippered doors on each side
- Keeps driver dry and out of the wind
- Fits any brand fork truck
- All zippered closures



Part #	Size
SYSTA-DRY-S	35" x 46" 889mm x 1168mm
SYSTA-DRY-L	45" x 43" 1143mm x 1092mm
SYSTA-DRY-XL	48" x 60" 1219mm x 1524mm

Windshield

- Fits all fork trucks and most heavy equipment
- Easy to install
- Freeze point flexibility
- UV yellow inhibitor
- 16 gauge high quality clear vinyl
- Heavy duty webbing
- Marine grade stitching



Part #	Size
SYFORKSHIELD	48" x 42" 1219mm x 1067mm

Canopy

- No more squinting while having an overhead load
- Custom tinted anti sun-glare material
- More coverage with the see through visor
- Keep cool from overhead sun
- Fits all lifts
- Protection from sun, debris and rain
- Attaches to all lifts in seconds




Part #	Size
SYSOLARCAP	48" x 42" 1219mm x 1067mm

SAFETY ACCESSORIES ACCESORIOS DE SEGURIDAD ACCESSOIRES DE SÉCURITÉ


Mag-Kaddy®	Size	Magnet Force
SY1196	3" x 5" x 3" 76mm x 127mm x 76mm	60lb





Mag-Klip® Clip Board	Size	Magnet Force
SY1195	9" x 12" usable 229mm x 305mm 9" x 15" overall 229mm x 381mm	60lb




Magnum Mag-Kaddy®	Size	Magnet Force
SY1197	7" x 9" x 5" 178mm x 229mm x 127mm	80lb



Tilt Indicator	Part #	Description	Features
	SY71256	Mast tilt indicator	<ul style="list-style-type: none"> • Save time by determining fork level angles and tilting • Fits any tilt mast lift truck • Reduces product damage • Mounts easily on the forklift's mast

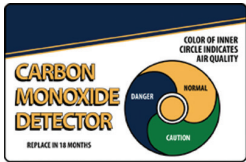
Fans	Part #	Voltage	Size	CFM	Blades	Motor
	SY9912	12	6.50" 165mm	250	4	Variable speed rheostat
	SY9924	24	6.50" 165mm	250	4	Variable speed rheostat
	SY9936	36	6.50" 165mm	250	4	Variable speed rheostat

Fire Extinguisher	Part #	Agent Weight	Material	UL Rating	Dimension (Diameter x Height)	Description
	SY250RFC-MB	2.75lb	Alluminum	10-B.C.	3" x 15½" 83mm x 349mm	<ul style="list-style-type: none"> • Plastic bracket with metal strap included • Disposable

Part# Description
 SY88109 No Smoking - LPG changing area safety sign



SY88110 Carbon monoxide detector card



Put one of these detector cards in the warehouse. If the color changes, you need to check your lift truck emissions.

Minimum 18-month product life

- Multi-level detection: normal, caution and danger

SY88112 Propane cylinder changing Kit



- Kit includes:
- Pair of safety gloves
- Safety glasses
- Leak detector
- Easy-to-follow instructions

Part# Description
 SY88176 Leak detection compound



Use the specific compound to test your propane connections and hoses safely. Only a couple drops for the quick action foam to expose the area of leakage.

SY88111 Retracto cylinder gloves



- Retractable and ready-to-use
- Safely change propane cylinders
- Securely attaches to your truck

SY71244 Propane cylinder handling gloves



- Helps change propane tanks safely

Checklist Caddy

- The checklist forms come with a highly durable and visible storage case that can be easily mounted anywhere on a piece of equipment
- Each checklist has 75 carbonless copy daily forklift inspection forms in each book
- 1 Checklist inspection book
- 1 Poly case with double sided tape for mounting, a pen with plastic wire attached



Part #	Description
SY88114	Propane counterbalance
SY88115	Electric counterbalance
SY88116	Narrow aisle
SY88117	Pallet truck
SY88118	Aerial lift
SY84119	Electric stacker
SY84120	Skid steer loader
SY84121	Overhead jib crane

Lift-Truck Log

- Comes in a highly durable and visible storage case that can be easily mounted anywhere on the forklift with double sided tape
- Daily check lists - 624
- Repair request forms - 24
- Accident report forms - 4
- Near-miss report forms - 4
- Lock-out tag (required if truck unsafe to operate)
- PM tracking history - 36 events (know when to service each lift truck)
- Poly plastic case
- Pen



Part #	Description
SY71245	Counterbalance propane
SY71246	Counterbalance electric
SY71247	Narrow aisle
SY71248	Pallet truck

SAFETY ACCESSORIES ACCESORIOS DE SEGURIDAD ACCESOIRES DE SÉCURITÉ

Manual Case



Part #	Description
SY4045	Inside 6" x 9" 152mm x 229mm
SY4040	Inside 8.5" x 11" 216mm x 279mm

Hard Hat



Part #	Description
SY88143	Orange

Eye Wash Station



Part #	Features
SY71284	Includes: • (2) twin 7 oz. cans • Mirror • 100% bio-logic heavy mist

Shower and Eye Wash Station



Part #	Features
SY88171	<ul style="list-style-type: none"> • Combination shower/eye wash station • Full body • Plastic shower • Self-adjusting regulators assure 3.5 GPM flow on eyewash and 8.0 GPM flow on shower

Gravity Feed Eye Wash Station



Part #	Features
SY88107	Includes: • Double panel with mirror and pull out tray • 2 - 32oz. Full squeeze bottles • 0.4 GPM flow rate

Emergency Eye Wash Station



Part #	Features
SY88172	<ul style="list-style-type: none"> • Connects directly to the water line (1/2" NPT) for uninterrupted water flow • Push plate actuator opens water valve • 2 ABS plastic heads and 1.5" bowl

Mirrors

Full Dome Mirror



Part #	O.D.	Type of Backing	Angle View
SY88119	18.00" 457mm	Hardboard	360°
SY88120	26.00" 660mm	Hardboard	360°
SY88121	32.00" 813mm	Hardboard	360°
TSY88122	48.00" 1219mm	Hardboard	360°

Acrylic Half Dome



Part #	O.D.	Type of Backing	Angle View
SY88123	18.00" 457mm	Hardboard	180°
SY88124	26.00" 660mm	Hardboard	180°
SY88125	32.00" 813mm	Hardboard	180°
SY88126	48.00" 1219mm	Hardboard	180°

Acrylic Quarter Dome



Part #	O.D.	Type of Backing	Angle View
SY88127	18.00" 457mm	Hardboard	90°
SY88128	26.00" 660mm	Hardboard	90°
SY88129	32.00" 813mm	Hardboard	90°
SY88130	48.00" 1219mm	Hardboard	90°

Square & Rectangular Style Mirrors


Part #	Length	Width	Mirror Lens Material
SYLT48	8.15" 207mm	4.20" 1074m	Acrylic



Part #	Length	Width	Mirror Lens Material
SYLT69	9.40" 239mm	6.40" 163mm	Acrylic



Part #	Length	Width	Mirror Lens Material
SY88147	18.00" 457mm	12.00" 305mm	Acrylic



Part #	Length	Width	Mirror Lens Material
SY88148	26.00" 660mm	18.00" 457mm	Acrylic







Part #	Length	Width	Mirror Lens Material
SY88149	30.00" 762mm	20.00" 508mm	Acrylic



Part #	Length	Width	Mirror Lens Material
SY88150	36.00" 914mm	24.00" 610mm	Acrylic



Circular Convex Mirrors

Part #	O.D.	Type of Backing	Mirror Lens Material	Part #	O.D.	Type of Backing	Mirror Lens Material
SY71511	18.00" 457mm	Hardboard	Acrylic	SY88138	26.00" 660mm	Galvanized	Acrylic
							
SY88137	18.00" 457mm	Galvanized	Acrylic	SY88139	30.00" 762mm	Galvanized	Acrylic
							
SY71512	26.00" 660mm	Hardboard	Acrylic	SY88140	36.00" 914mm	Galvanized	Acrylic
							

Acrylic Half Dome



Part #	O.D.	Type of Backing	Angle View
SY88174	9.00" 229mm	Plastic	180°
SY88175	9.00" 229mm	Plastic	180°

Round Style Mirros



Part #	O.D.	Mirror Lens Material
SY1192	6.38" 162mm	Acrylic
SY1193	6.38" 162mm	Acrylic

Magnet Kits

- Ideal for preventive maintenance of yard vehicles and shop equipment
- Highest strength magnetic construction encased in heavy grade 2" x 5" rectangular tubing
- Sealed at both ends



Part #	Item	Dimensions (H x W x L)	Weight
SYUL8933-FP	Magnet Kit 24"	2" x 5" x 24"	28lb
SYUL8934-FP	Magnet Kit 36"	2" x 5" x 36"	32lb
SYUL8935-FP	Magnet Kit 48"	2" x 5" x 48"	35lb
SYUL8936-FP	Magnet Kit 60"	2" x 5" x 60"	40lb
SYUL8937-FP	Magnet Kit 72"	2" x 5" x 72"	45lb

Safety Glasses



Part #	Frame	Lens Materials	Lens Coating	ANSI Z87
SYS4222XXC	Metallic Black	Amber	Uvextra Anti-fog	Yes
SYS4222XC	Metallic Black	Amber	Anti-scratch	Yes
SYS4221XXC	Metallic Black	SCT-Blue	Uvextra Anti-fog	Yes
SYS4221XC	Metallic Black	SCT-Blue	Anti-scratch	Yes
SYS4201XC	Metallic Black	Gray	Uvextra Anti-fog	Yes
SYS4200XXC	Metallic Black	Clear	Uvextra Anti-fog	Yes
SYS4200XC	Metallic Black	Clear	Anti-scratch	Yes
SYS3972D	Navy Body, Neoprene, Headband	Clear	Dura-streme Dual (Anti-fog / Anti-scratch)	Yes
SYS3971D	Navy Body, Neoprene, Headband	Gray	Dura-streme Dual (Anti-fog / Anti-scratch)	Yes
SYS3970D	Navy Body, Neoprene, Headband	Amber	Dura-streme Dual (Anti-fog / Anti-scratch)	Yes
SYS3532X	Black & Yellow	Dark Gray	Uvextreme Anti-fog	Yes
SYS3523	Black & Yellow	Gold Mirror	Ultra-dura Anti-scratch	Yes
SYS3522	Black & Yellow	Amber	Ultra-dura Anti-scratch	Yes
SYS3520X	Black & Yellow	Clear	Uvextreme Anti-fog	Yes
SYS3520D	Black & Yellow	Clear	Dura-streme	Yes
SYS3520	Black & Yellow	Clear	Ultra-dura Anti-scratch	Yes
SYS3512X	Silver & Navy	Dark Gray	Uvextreme Anti-fog	Yes
SYS3500X	Silver & Navy	Clear	Uvextreme Anti-fog	Yes
SYS3500	Silver & Navy	Clear	Ultra-dura Anti-scratch	Yes
SYS0113	Gray	Gray	Ultra-dura Anti-scratch	Yes
SYA904CSA	Black Frame	Silver Mirror	Anti-scratch	Yes
SYA903CSA	Black Frame	TSR Gray	Fog-Ban Anti-fog	Yes
SYA900CSA	Black Frame	Clear	Anti-scratch	Yes
SYA806	Gray	TSR Gray	Fog-Ban Anti-fog	Yes
SYA805	Clear	Clear	Fog-Ban Anti-fog	Yes
SYA804	Gray	I/O Silver Mirror	Anti-scratch	Yes
SYA802	Amber	Amber	Anti-scratch	Yes
SYA801	Gray	TSR Gray	Anti-scratch	Yes
SYA800	Clear	Clear	Anti-scratch	Yes
SYA705	Clear	Clear	Fog-Ban Anti-fog	Yes
SYA704	Gray	I/O Silver	Anti-scratch	Yes
SYA703	Gray	Blue Mirror	Anti-scratch	Yes
SYA702	Amber	Amber	Anti-scratch	Yes
SYA701	Gray	TSR Gray	Anti-scratch	Yes
SYA700	Clear	Clear	Anti-scratch	Yes

Hand Pallet Trucks

- Entry rollers
- 4 zerks
- Adjustable pull/push rods
- Powder coated
- 3mm metal thickness frame
- 1 year parts warranty
- Ergonomic handle
- Special order colors available with container load purchase



Part #	Steer/Load Wheel Configuration	Capacity	Truck Width	Fork Length
SYHJ-5510LP	Poly steer single poly low profile	3300lb	27"	48"
SYHJ-5510LP	Poly steer single poly load	4400lb	27"	72"
SYHJ-5501	Poly steer single poly load	5500lb	20½"	48"
SYHJ-5545	Poly steer single poly load	5500lb	21"	36"
SYHJ-5504	Poly steer single poly load	5500lb	21½"	48"
SYHJ-5520	Nylon steer single nylon load	5500lb	27"	48"
SYHJ-5500	Poly steer single poly load	5500lb	27"	48"
SYHJ-5505	Poly steer single poly load	5500lb	27"	36"
SYHJ-5510	Poly steer tandem poly load	5500lb	27"	48"
SYHJ-5535	Steel steer single steel load	5500lb	27"	48"


TSP5500

- Entry rollers and exit rollers
- 2 zerks
- Adjustable pull/push rods
- Powder coated
4mm metal thickness frame
- 3 year pump - 1 year parts warranty
- Ergonomic handle
- Special order colors available with container load purchase




Part #	Steer/Load Wheel Configuration	Capacity	Truck Width	Fork Length
TSP5510LP	Poly steer single poly low profile	3300lb	27"	48"
TSP5550	Poly steer single poly "4" way	3300lb	33"	48"
TSP5540	Nylon steer single nylon load	5500lb	21"	48"
TSP5504	Poly steer single poly load	5500lb	21"	42"
TSP5501	Poly steer single poly load	5500lb	21½"	48"
TSP5515	Nylon steer single nylon load	5500lb	27"	36"
TSP5520	Nylon steer single nylon load	5500lb	27"	48"
TSP5525	Nylon steer single nylon load	5500lb	27"	42"
TSP5530	Nylon steer tandem nylon load	5500lb	27"	48"
TSP5500	Poly steer single poly load	5500lb	27"	48"
TSP5503	Poly steer single poly load	5500lb	27"	42"
TSP5505	Poly steer single poly load	5500lb	27"	36"
TSP5510	Poly steer tandem poly load	5500lb	27"	48"
TSP5535	Steel steer single steel load	5500lb	27"	48"
TSP6630	Nylon steer single nylon load	6600lb	27"	48"


Part #	Description	Steer/Load Wheel Configuration	Capacity	Fork Size (W X L)	Steel
SYHPT-2000	3.3" (85mm) to 31.5" (800mm) Operating range	Hi-Lift	3300lb	27" x 43"	Painted



SYHPT-2015		Nylon steer Tandem nylon load	4400lb	27" x 48"	Galvanized
------------	--	----------------------------------	--------	-----------	------------




SYHPT-2010	Scale capacity 440lb (200kg) in 2.2lb (1kg) increments	Poly steer Tandem poly load	4000lb	22½" x 45"	Painted
------------	--	--------------------------------	--------	------------	---------




Pallet Truck Accessory

Part #	Description	Fits
SYHJ-LBR-U	Load back rest 27" wide	SYHJ-5500 TSP5500




Drum Clutcher

Part #	Capacity	Dimensions	Description
SYDCL-550	550lb	Closed head 30gal steel drums with lip	<ul style="list-style-type: none"> Vertically lift drum with overhead lifting device Use with closed head Drums with lip Welded steel construction Powder coat finish
SYDCL-1000	1,000lb	55gal steel drums	




Chain Drum Lifter

Part #	Capacity	Drum Size	Description
SYCDL-2000	2,000lb	Use with 33gal and 55gal	<ul style="list-style-type: none"> Use with plastic, fiber or steel closed head drums with lip Grade 80 chain for OSHA & ANSI compliance




Fork Truck Drum Carrier/Rotator

Part #	Capacity	Drum Size	Description
SYDCR-205-8	800lb	55gal steel drums only	<ul style="list-style-type: none"> Each unit is provided with a 15 foot chain to allow the drum to be rotated up to 360° from the operator's seat Fork packets measure 7" wide by 2½" high
SYDCR-205-15	1,500lb	55gal steel drums only	



Fork Truck Drum Gripper



Part #	Capacity	Drum Style	Description
SYDGS-55	800lb	30 and 55gal steel or plastic drums	Single drum
SYDGD-55	1,500lb	30 and 55gal steel or plastic drums	Double drum

Specialty Drum Dolly



Part #	Capacity	Drum Size	Description
SYOCTO-55	2,000lb	Use with 55gal steel drums	<ul style="list-style-type: none"> • Steel caster • Cast iron (swivel) wheel type • (8) 4" x 1½" wheel size • Steel construction • Painted finish
SYDRUM-HD	2,000lb	Use with 55gal steel drums	<ul style="list-style-type: none"> • Phenolic casters (4) swivel 4" x 2" with brakes • Steel construction • Painted finish

Fork Truck Drum Positioner



Part #	Capacity	Drum Size	Description
SYDRUM-P	800lb	55gal steel drum only	<ul style="list-style-type: none"> • Allows driver to invert drums to the horizontal racking position and vice versa • Positive latching system ensures safe handling of drums weighing up to 800lb • Fork pockets measure 7½" wide by 2½" high usable on 20" centers

Automatic Eagle Beak Drum Lifter



Part #	Capacity	Drum Size	Description
SYFMDL-1	1,000lb	Handles (1) steel, fiber or plastic drum	Overall size 28½" x 42⅝" x 31¼"
SYFMDL-2 2000LB	2,000lb	30 and 55gal plastic, steel and fiber drums	Overall size 41¼" x 42⅝" x 31¼"

Fork Mounted Poly Drum Handlers



Part #	Capacity	Drum Size	Description
SYFPDL-8-L	800lb	Accommodates 55gal plastic drums	Overall size 28½" x 56¼" x 22⅝"
SYFPDL-11-H	1,100lb	Accommodates 30 and 55gal drums (closed head)	Overall size 28½" x 56¼" x 22⅝"


Polyethylene Drum Rack

Polyethylene Drum Rack capture spills, keeping your workplace clean and safe, All models tilt the drums slightly forward, allowing maximum drainage-optimizing your use of chemicals while minimizing waste, The PDR's improve worker safety by keeping slippery chemicals and oils off the floor. Drum spill pallet comes standard with two and four drum rack systems.

Part #	Load Capacity	Containment Capacity	Dimensions (W x D x H)	Net Weight	Drum System
SYPDR-2	1,500lb	66gal	53" x 53" x 44¾"	181lb	2 drum
SYPDR-4	3,000lb	66gal	53" x 53" x 77¾"	234lb	4 drum



Drum Grippers



Part #	Capacity	Drum Style	Fork Pocket Centers	Fork Pocket Size (WxH)	Overall Size (WxDxH)	Net Weight
SYDGS-55-D	2,000lb	55gal steel (2)	25 ⁷ / ₈ "	7 ¹ / ₈ " x 2 ⁵ / ₁₆ "	46 ¹ / ₄ " x 43 ⁵ / ₈ " x 9 ³ / ₈ "	185lb
SYDGD-55-D	1,500lb	55gal steel (1)	20 ¹ / ₄ "	7 ¹ / ₈ " x 2 ¹ / ₁₆ "	28" x 43 ³ / ₁₆ " x 7 ¹ / ₈ "	115lb

Drum Truck with Spring Assist

Hand truck designed for moving 55GAL steel, plastic, and fiber drums weighing up to 1,000 lbs. Special design features spring mechanism for easy use. Spring allows for easier tilting of fully-loaded drums. Removable hook bar includes built-in bung nut wrenches. Steel construction with powder coat yellow finish. 10" x 2¹/₂" wheels standard. Mold-on-Rubber wheel type.



Part #	Drum Type	Overall Size (W x L x H)	Wheel Type	Net Weight
SYDBT-SA-MR	Steel	23 ¹ / ₁₆ " x 14 ⁵ / ₁₆ " x 60 ⁵ / ₈ "	Mold-on rubber	103lb
SYDBT-SA-PO	Steel	23 ¹ / ₁₆ " x 14 ⁵ / ₁₆ " x 60 ⁵ / ₈ "	Poly-on steel	110lb

Drum Jacks

These Drum Jacks are the perfect solution to any of your drum transporting needs. Compact design allows for maximum maneuverability in restrictive areas. All steel construction.

Part #	Description
--------	-------------

SYDRUM-55-36



Accepts both 30 and 55 gal plastic, steel and fiber drums with a top lip. The front rigid wheels are 6" x 2", while the rear swivel casters are 3" x 1¹/₂".

SYDRUM-55FP



Has an adjustable beak design which allows it to grab 30 & 55gal steel, plastic or fiber drums. Drums can easily be placed or removed from pallets, spill containers and scales. Available with built-in scale feature, see below.

SYDRUM-55S



Has a unique grapple to hold 55gal drums securely into the steel saddle prior to lifting it vertically. The drum is held in this position during transit, enabling open drums to be handled without spillage.

Tilting Drum Rings



Part #	Capacity	Acceptable Drum Types	Fork Opening (W x H)	Net Weight	Description
SYTDR-30	1,200lb	30gal steel	5¼" x 2⅞"	22lb	<ul style="list-style-type: none"> • Transport up to 1,200lbs with your fork truck • The Tilting Drum Ring Pivoting fork pockets allow you to manually rotate drum to dispense light materials • To use, slip the band over the drum and tighten the lock to secure around the belly of the drum • Steel constructio. • Powder coat finish
SYTDR-55	1,200lb	55gal steel	5¼" x 2⅞"	24lb	

Drum Vents

Available for use with drums in horizontal or vertical positions. Use with standard 2" drum plug openings. Each vent includes a flash arrestor for safety.

Part #	Vent	Displacement	Net Weight
SYVENT-H	Horizontal	Fits 2" openings	1lb
SYVENT-V	Vertical	Fits 2" openings	2lb



Drum Headers

Convert your closed head steel drums into storage containers with our Drum Deheaders. The SYDD-9 can be adjusted to open steel drums with different thicknesses. The blade is angled for maximum penetration and flattens the cut edge so there are no sharp or jagged edges. Replacement blades available, model SYDDB-1. Quickly remove the head of a steel drum in less than 30 seconds with our new Express-Open Drum Deheader! Unique design, model SYD-HEAD-1, is similar to a household can-opener and is very easy to use. Comfortable handle configuration allows for maximum operator comfort. Includes vice-grip style mechanism for securely attaching unit to drum. A standard ½" ratchet drive (manual or pneumatic) must be used to operate the deheader (ratchet drive not included). Inside cutting blade does not leave a sharp edge on the drum. Replacement blades available separately, model SYD-HEAD-B. Both styles open 30 and 55gallon steel drums and 5gallon pails.

Part #	Description
SYDDB-1	Replacement blade for SYDD-9
SYD-HEAD-B	Replacement blade for SYD-HEAD-1
SYD-HEAD-GK	Replacement gear bushing kit for SYD-HEAD-1
SYDD-9	Manual drum deheader - standard head
SYD-HEAD-1	Manual drum deheader



Steel Drum Funnel (with self closing lid)

Part #	Construction	Drum Size	Fits Drum Bungs	Net Weight
SYDF-S	Steel	55gal	2"	10lb

- Allows for quickly filling 55gal drums with 2" plug
- Includes 8¾" long brass flame arrester safety
- Hinged lid with fusible link automatically closes at 160°
- Lid latch may be locked for security (lock not included)
- Fits 2" NPS threaded drum bung, gasket included for tight seal
- Steel construction with painted finish



Wall Mounted Cylinder Brackets

Simple design is easy to install. Simply bolt to wall and then secure cylinder with strap. Choose either steel or molded plastic construction

Part #	Accommodates Cylinders	Net Weight
--------	------------------------	------------

SYCB-W-P

1

1lb



SYCB-W-S

1

2lb



SYCB-W-2P

2

2lb



SYCB-W-2S

2

7lb



SYCB-W-3S

3

10lb



Cylinder Tilt Back Hand Truck

Part #	Description	Net Weight
SYCYHT-350	10" x 2"	84lb

- Ideal for transporting cylinders from storage to work space
- Chains and contoured back cradle provide utmost safety
- Tilt back design for effortless transportation



Fork Truck LP Tank Storage



Part #	Storage Capacity	Accommodates Cylinders	Size (W x L x H)	Net Weight	Description
SYLP-170	6 vertical	12½" Dia x 28"H	38¼" x 39⅞" x 29"	258lb	<ul style="list-style-type: none"> Made of all steel construction Holds up to 6 LP tanks that are up to 12½" in diameter Safety chains to hold the tanks in place
SYCYL-CK	Caster option available				<ul style="list-style-type: none"> 4 Poly casters 2 Swivel with lock 2 Rigid

LP Tank Truck

Finally an easy answer to lifting, storing and transporting problems associated with LP tanks. This all-in-one cart will allow the user to transport LP tanks to the location they are needed. The built-in crane can be used to safely load full tanks into fork trucks. The crane pivots 360° for maximum versatility. The crane boom is raised and lowered with a manual hand pump hydraulic lift. The tank attachment at the end of the boom automatically clamps to each end of the cylinder. The built-in racks are ideal for LP tank storage, storing two tanks in the vertical position and four tanks in the horizontal position. Each unit includes a push handle with two rigid and two swivel casters for easy portability. Heavy-duty welded steel construction with a painted finish.



Part #	Storage Capacity	Overall Size	Casters	Net Weight
SYLP-6	6 tanks	33⅜" x 137⅞" x 97⅞"	8" x 2" Glass filled nylon	775lb

Hopper with Bumper Release

- 68° rotation returns to upright position automatically
- Full-length fork tubes
- Leak proof design available - Call for details



Part #	Volume	Capacity	Gauge of Steel	Overall Size (W x L x H)	Fork Pocket Centers
SYD-33-HD	⅓yd³	6,000lb	8	26" x 49¼" x 38¼"	18"
SYD-50-HD	½yd³	6,000lb	8	26" x 49¼" x 38¼"	18"
SYD-75-HD	¾yd³	6,000lb	8	31½" x 60½" x 43"	18"
SYD-100-HD	1yd³	6,000lb	8	41½" x 60½" x 43"	18"
SYD-100-LD	1yd³	2,000lb	12	41½" x 60½" x 43"	18"
SYD-150-HD	1½yd³	6,000lb	8	43½" x 69" x 52"	28"
SYD-200-HD	2yd³	6,000lb	8	56½" x 69" x 52"	28"
SYD-200-LD	2yd³	2,000lb	12	56½" x 69" x 52"	28"
SYD-200-MD	2yd³	4,000lb	10	56½" x 69" x 52"	28"
SYD-250-HD	2½yd³	6,000lb	8	69½" x 69" x 52"	28"
SYD-300-HD	3yd³	6,000lb	8	81¾" x 69" x 52"	28"
SYD-300-LD	3yd³	2,000lb	12	81¾" x 69" x 52"	28"
SYD-300-MD	3yd³	4,000lb	10	81¾" x 69" x 52"	28"

Low Profile Hopper

- Full 90° dump angle
- Manual pull cable to dump from fork truck seat
- Half-length fork tubes
- Leak proof design available



Part #	Volume	Capacity	Gauge of Steel	Overall Size (W x L x H)	Fork Pocket Centers
SYH-25-HD	1/4yd ³	6,000lb	8	25" x 46" x 18 1/4"	11 1/2"
SYH-25-LD	1/4yd ³	2,000lb	12	25" x 46" x 18 1/4"	11 1/2"
SYH-25-MD	1/4yd ³	4,000lb	10	25" x 46" x 18 1/4"	11 1/2"
SYH-50-HD	1/2yd ³	6,000lb	8	25" x 51 1/4" x 28"	11 3/4"
SYH-50-LD	1/2yd ³	2,000lb	12	25" x 51 1/4" x 28"	11 3/4"
SYH-50-MD	1/2yd ³	4,000lb	10	25" x 51 1/4" x 28"	11 3/4"
SYH-100-HD	1yd ³	6,000lb	8	49" x 51 1/4" x 28"	21 3/4"
SYH-100-LD	1yd ³	2,000lb	12	49" x 51 1/4" x 28"	21 3/4"
SYH-100-MD	1yd ³	4,000lb	10	49" x 51 1/4" x 28"	21 3/4"
SYH-150-HD	1 1/2yd ³	6,000lb	8	49" x 51 1/4" x 41"	21 3/4"
SYH-150-LD	1 1/2yd ³	2,000lb	12	49" x 51 1/4" x 41"	21 3/4"
SYH-150-MD	1 1/2yd ³	4,000lb	10	49" x 51 1/4" x 41"	21 3/4"

Heavy Duty Poly Lids for Self-Dumping Hoppers

- Factory or field install without drilling
- Made from recycled heavy-duty black poly material
- Ribbed design for strength and aesthetics
- Features prop and lock (padlock not included)
- Available on H or D style hoppers
- Hopper not included



Part #	Volume	For use with Hopper Style
SYPLID-D-33	1/3yd ³	D
SYPLID-D-50	1/2yd ³	D
SYPLID-D-75	3/4yd ³	D
SYPLID-D-100	1yd ³	D
SYPLID-D-150	1 1/2yd ³	D
SYPLID-D-200	2yd ³	D
SYPLID-D-250	2 1/2yd ³	D
SYPLID-D-300	3yd ³	D
SYPLID-H-25	1/4yd ³	D
SYPLID-H-25	1/2yd ³	H
SYPLID-H-50	1yd ³	H
SYPLID-H-100	1yd ³	H
SYPLID-H-150	1 1/2yd ³	H

Low Profile Parts Hopper

- Designed to function as a parts hopper that may be dumped with the assistance of a fork truck
- 4" x 2" phenolic casters
- Removable push handle
- Welded steel construction



Part #	Capacity	Volume	Overall Size (W x D x H)
SYHOP-LP	2,000lb	1/2yd ³	48 1/2" x 57" x 18"

Portable Steel Hoppers

- Make handling waste and bulk material more convenient
- 8" x 2" fork pockets on 24" centers (12½" fork pocket center on models SYP-HOP-0.5) Unit not designed for use as self-dumping hopper
- 8" x 2" phenolic casters
Includes non-removable push handle



Part #	Capacity	Volume	Overall Size (W x D x H)
SYP-HOP-0.5	2,000lb	½yd³	33¾" x 50½" x 38½"
SYP-HOP-1	2,000lb	1yd³	48½" x 56¾" x 46½"
SYP-HOP-1.5	2,000lb	1½yd³	56¼" x 56¾" x 54¼"

Fork Truck Towball & Pintle Hook

- Converts a fork truck into a tow truck for moving trailers and other portable equipment
- Simple design slides onto forks and secures into place with safety pins
- Optional pintle, ball and hook available Welded steel construction with powder coat blue finish



Part #	Capacity	Fork Length	Length to Center of Ball
SYHOOK-BASE-32	4,000lb	36"	32"
SYHOOK-BASE-38	4,000lb	42"	38"
SYHOOK-BASE-44	4,000lb	48"	44"

Pintle



Part #	Capacity	Jaw Opening
SYPINTLE	2,000lb vertical 10,000lb trailer	1¾"

Fold Down Fork Truck Work Platform



Part #	Capacity	Size (W x L)	Description
SYWP-3737-FD	600lb	37" x 37"	<ul style="list-style-type: none"> • Industry-best powder coat safety yellow finish • Two gates for platform access on each side • Fork truck tine lock secures work platform to forks of fork truck • 4" high toe-boards with 42" high handrail and 21" high midrail 60" • high expanded metal back to protect user from moving forklift parts • Operators safety instruction sign in English, Spanish and French

Hoisting Hook - Double Fork Style

- Includes safety chain and T-locks for securing unit to fork truck



Part #	Capacity	Size (W x L)
SYD-FORK-4	4,000lb	6¾" x 2½" fork pocket

SYD-FORK-10	10,000lb	6¾" x 3½" fork pocket
-------------	----------	-----------------------

Hook Plate



Part #	Capacity	Size (W x L)	Description
SYLM-HP4	4,000lb	6" without hook x 24"	<ul style="list-style-type: none"> Forks not included Includes swivel hook with safety latch T-locks for securing unit to fork truck

SYLM-HP6	6,000lb	6" without hook x 24"	
----------	---------	-----------------------	--

Work Platform

- 84" high backing needed for California
- OSHA requirements, call for details
Includes safety chain for securing unit to fork truck
- Double-locking gate
- 4" high toeboard
Treadplate surface for added safety
- Safety tine lock standard
- 7¾" fork pockets standard



Part #	Capacity	Size (W x L x H)
SYWP-3636	1,000lb	36" x 36" x 60" back

SYWP-3648	1,000lb	36" x 60" back
-----------	---------	----------------

SYWP-4848	1,000lb	36" x 60" back
-----------	---------	----------------

SYWP-CA	1,000lb	Work platform caster kit 4" x 2"
---------	---------	----------------------------------

Low Profile Rack Guard



Part #	Size (W x H)	Description
SYNPG4-24	4" opening x 24"	<ul style="list-style-type: none"> Requires only two bolts for quicker installation (not included) Other sizes available Safety yellow

Rack Guard w/ Rubber Bumper



Part #	Size (W x H)	Description
SYRUD-24	4" opening x 24"	<ul style="list-style-type: none"> Includes rubber bumper Mounting hardware included; simply bolts to upright—no drilling required

Rack Guard with Rubber Bumper



Part #	Size (W x H)	Description
SYRUD-24	4" opening x 24"	<ul style="list-style-type: none"> Includes rubber bumper Mounting hardware included; simply bolts to upright

Steel Safety Bollard

- Remove rubber top cap
- Safety yellow



Part #	Dimensions
SYBOL-36-4.5	36" x 4½"
SYBOL-42-4.5	42" x 4½"
SYBOL-42-5.5	42" x 5½"

Structural Guard Rail

- Constructed of structural C-channel
- Drop in design
- Powder coat safety yellow finish



Part #	Size
SYSTGR-4	Rail - 6"H x 4'L
SYSTGR-6	Railing - 6'L
SYSTGR-8	Railing - 8'L
SYSTGR-10	Railing - 10'L
SYSTGR-12	Railing - 12'L
SYSTGR-TP18DI	Tubular posts, 18"L
SYSTGR-TP42DI	Tubular posts, 42"H double rail
SYSTGR-TP60DI	Tubular posts, 60"H triple rail
SYSTGR-TP72DI	Tubular posts, 72"H triple rail

Steel Spring Loaded Bollards



Part #	Size (H x D)	Description
SYSPBOL-42	42" x 2½"	Powder coat finish
SYSPBOL-42-BL	42" x 2½"	Powder coat finish w/ motion activated beacon and Strobe
SYSPBOL-BL	2¼" x 5"	Beeper and strobe only

Expand-A-Gate

Designed to temporarily prohibit access to areas for cleaning or safety concerns. Multiple gates may be connected end-to-end to form longer runs. Heavy-duty construction with painted yellow and black finish. Available in all steel or all aluminum construction.



Part #	Expanded Range	Casters	Height	Net Weight	Construction
SYEXGATE-30	14½" to 144"	No	37"	36lb	Steel
SYEXGATE-30-C	14½" to 144"	Yes	43"	54lb	Steel
SYALEXGATE-30	14½" to 144"	No	37"	22lb	Aluminum
SYALEXGATE-30-C	14½" to 144"	Yes	43"	30lb	Aluminum

Crowd Control Interlocking Barriers

- Lightweight one-piece handrail is attractive and functional. Interlocking portable railing has many commercial and industrial applications
- Easy to move to meet changing needs
Upright bars are vertically spaced at 5½" intervals. Includes connectors to attach multiple units together to form long runs
- Overall size is 102" length x 40" height
All welded steel construction
- Suffix-HD denotes heavy duty



Part #	Finish	Rail Diameter	Net Weight
SYPRAIL-102-G	Galvanized	1¼"	36lb
SYPRAIL-102-HD-G	Galvanized	1½"	56lb
SYPRAIL-102-Y	Yellow powder coat	1¼"	36lb
SYPRAIL-102-HD-Y	Yellow powder coat	1½"	56lb

Self-Closing Steel Gates

Customize your safety railings with Self-Closing Steel Gates. Gates can be mounted from the left or right with the included mounting hardware. Mount to horizontal rails that measure up to 2" diameter and are spaced 10" to 21" apart center to center. Choose from galvanized or yellow powder coat finish. Meets OSHA 1910.23a requirements (railing and base not included).



Part #	Material	Opening Width	Height	Net Weight
SYSPG-26-G	Galvanized	16" to 26"	12"	30lb
SYSPG-26-Y	Yellow	16" to 26"	12"	30lb
SYSPG-40-G	Galvanized	24" to 40"	12"	35lb
SYSPG-40-Y	Yellow	24" to 40"	12"	35lb

Pipe Safety Railing

- Protect people from uneven walkways and mezzanine drop off's. These durable railings are made of schedule 40 pipe (1½" O.D.).
- Handrails are 42" high with a 21" midrail.
- Mounting options include socket sleeves, barricade base or cast steel sockets for convenient handrail removal.
- The cast steel sockets accept wood 2" x 4" or 2" x 6" when toe boards are required. Steel railing features powder coat safety yellow finish.



Part #	Material	Top Rail Height	Midrail Height	Length	Outer Diameter	Net Weight
SYVDKR-2	Steel	42"	21"	24"	1½"	18lb
SYVDKR-3	Steel	42"	21"	36"	1½"	23lb
SYVDKR-4	Steel	42"	21"	48"	1½"	28lb
SYVDKR-5	Steel	42"	21"	60"	1½"	33lb
SYVDKR-6	Steel	42"	21"	72"	1½"	38lb
SYVDKR-7	Steel	42"	21"	84"	1½"	43lb
SYVDKR-8	Steel	42"	21"	96"	1½"	48lb
SYADKR-2	Aluminum	42"	21"	24"	1½"	9lb
SYADKR-3	Aluminum	42"	21"	36"	1½"	10lb
SYADKR-4	Aluminum	42"	21"	48"	1½"	11lb
SYADKR-5	Aluminum	42"	21"	60"	1½"	13lb
SYADKR-6	Aluminum	42"	21"	72"	1½"	15lb
SYADKR-7	Aluminum	42"	21"	84"	1½"	15lb
SYADKR-8	Aluminum	42"	21"	96"	1½"	18lb

Pipe Safety Options



Part #	Net Weight	Description
SYVDKR-BB-F	7lb	Barricade base with feet
SYVDKR-CON	7lb	Connector kit
SYVDKR-G3	23lb	Three foot steel gate
SYVDKR-G4	35lb	Four foot steel gate
SYVDKR-P107	2lb	4" metal sleeve for mounting in concrete

Structural Guard Rail

Create a modular system to protect equipment, inventory, and individuals from damage or injury with this highly visible powder coat yellow Structural Guard Rail. Triple ridge corrugated rails are constructed from 1/8" thick material, made for high impact resistance indoors or out. Posts are constructed of round corner 1/4" thick material. The steel base plate measures 10" square and is 5/8" thick. Bolts, anchors, washers, and nuts are provided with individual post sections. Concrete mounting kit is available separately. Provide a strong barrier with easy accessibility with our Drop-In Style rails. Slide rail sections into post saddles for simple assembly. Each Drop-In Style rail section includes two brackets. Bolt-On Style rails are designed for permanent installation.

Part #	Height	Length	Mounting Posts Required	Net Weight	Description
SYGR-LO-4	14 1/2"	48"	2	54lb	Drop-in Style
SYGR-LO-6	14 1/2"	72"	2	74lb	Drop-in Style
SYGR-LO-8	14 1/2"	96"	2	94lb	Drop-in Style
SYGR-LO-10-32	14 1/2"	120"	2	114lb	Drop-in Style
SYGR-B-4	14 1/2"	48"	2	44lb	Bolt-on Style
SYGR-B-6	14 1/2"	72"	2	64lb	Bolt-on Style
SYGR-B-8	14 1/2"	96"	2	84lb	Bolt-on Style
SYGR-B-10	14 1/2"	120"	2	104lb	Bolt-on Style

Tubular Posts - Used with both drop in and bolt on style




Part #	Height	Net Weight
SYGR-TP18	18"	40lb
SYGR-TP42	42"	65lb

Aluminum Truck Wheel Riser


- Designed to raise trailers at loading docks
- Sold individually

Part #	Capacity (per pair)	Size (W x H x L)
SYATWR-18-6-48	30,000lb	18" x 6" x 48" overall (30" level length)
SYATWR-18-8-54	30,000lb	18" x 8" x 54" overall (36" level length)
SYATWR-24-12-72	30,000lb	24" x 12" x 72" overall (36" level length)
SYATWR-24-6-48	30,000lb	24" x 6" x 48" overall (30" level length)




Bluff Manufacturing and Wesco Industrial

Dock Plate	Part #	Description	Capacity	(W x L)	Weight	14% Up Grade Height
	SYA4836	Aluminum dock plate	3,550lbs	48" x 36"	80lb	3"



Dock Boards	Part #	Description	Capacity	(W x L)	Weight	Leg Length	14% Up Height Grade	19% Up Height Grade
	SYAC6060	Aluminum dock plate	10,000lbs	60" x 60"	198lbs	11.0"	7"	9"
	SY15T6060	Steel dock board	15,000lbs	60" x 60"	523lbs		7"	9"
	SY15T7260	Steel dock board	15,000lbs	60" x 72"	607lbs		8 1/2"	11"



Portable Yard Ramp	Part #	Description	Capacity	Dimensions (W x L)	Weight
	SY20SYS8436L	Yard Ramp	20,000lbs	84" x 36"	6,084lb



Stabilizer Jacks	Part #	Description	Dimensions (W x H x D)	Static Capacity	Service Range	Lifting Capacity	Weight
	SY272957	Stabilizer jack - economy	13¾" x 13¾" x 44"-51"	50,000lb	44" - 51"	5,000lb	45lb
	SY272955	Stabilizer jack - standard	13¾" x 13¾" x 39½"-51"	100,000lb	39½" - 51"	40,000lb	125lb
	SY272956	Stabilizer jack - heavy Duty	14½" x 26½" x 39½"-51"	100,000lb	39½" - 51"	50,000lb	160lb



Battery Transfer Cart	Part #	Description	Dimensions (W x H x D)	Usable Deck (W x L)	Capacity	Weight
	SY274260	Battery Transfer Cart	27¼" x 55⅞" x 41½"	26¾" x 43¼"	4,000lb	131lb




Adjustable Fork Pallet Jack	Part #	Description	Fork Dimensions (W x L)	Usable Deck (W x L)	Capacity	Weight
	SY272744	Adjustable fork pallet jack	6" x 48"	21"-27" x 63"	5,500lb	180lb



Aluminum Dockboard with Welded Aluminum Curbs

- Each model includes locking legs for compliance with OSHA
Diamond treadplate surface for better traction
- For use with fork trucks and pallet trucks



Part #	Capacity	Dimensions (W x L)
SYBTA-05006036	5,000lb	60" x 36"
SYBTA-05006048	5,000lb	60" x 48"
SYBTA-11006048	12,000lb	60" x 48"
SYBTA-15006048	15,000lb	60" x 48"
SYBTA-15006060	15,000lb	60" x 60"
SYBTA-15007260	15,000lb	72" x 60"


Aluminum Dockboard with Bolt-On Steel Curbs

- Each model includes locking legs for compliance with OSHA
- Diamond treadplate surface for better traction
- For use with fork trucks and pallet trucks



Part #	Capacity	Dimensions (W x L)
SYTAS-10-6048	10,000lb	60" x 48"
SYTAS-10-6060	10,000lb	60" x 60"
SYTAS-15-6036	15,000lb	60" x 36"
SYTAS-15-6048	15,000lb	60" x 48"
SYTAS-20-6036	20,000lb	60" x 36"

Aluminum Dockplate



Part #	Capacity	Size (W x L)	Description
SYE-3636	2,500lb	36" x 36"	Not for use with fork trucks 3/8" thick
SYE-3648	1,900lb	36" x 48"	
SYE-4836	3,500lb	48" x 36"	
SYE-4848	2,600lb	48" x 48"	
SYE-6036	4,100lb	60" x 36"	
SYEH-4836	5,300lb	48" x 36"	Not for use with fork trucks 1/2" thick
SYEH-6030	7,800lb	60" x 30"	
SYEH-7236	7,800lb	72" x 36"	

Steel Dockboard with Welded Steel Curbs

Includes locking legs for OSHA compliance

- Diamond treadplate for added traction
- For use with fork trucks and pallet trucks



Part #	Capacity	Size (W x L)
SYTS-10-6048	10,000lb	60" x 48"
SYTS-10-6060	10,000lb	60" x 48"
SYTS-10-7248	10,000lb	60" x 48"
SYTS-15-6060	15,000lb	60" x 48"
SYTS-15-7248	15,000lb	60" x 48"
SYTS-20-7260	20,000lb	60" x 48"

Cargo Bar



Part #	Size	Description
SYCB-7	89"-104" service range	<ul style="list-style-type: none"> Aluminum one-piece design Manual ratchet for length adjustments Rubber end pads
SYCBH-32	87"-116" service range	<ul style="list-style-type: none"> Steel one-piece design with hoops Hoops increase effective cargo holding area Rubber end pads
SYCL-16	88"-116" service range	<ul style="list-style-type: none"> Steel one-piece without hoops Rubber end pads Length adjusted with manual ratchet
SYCL-17	88"-116" service range	<ul style="list-style-type: none"> Steel two-piece (folding design) for storage inside cab Rubber end pads Length adjusted with manual ratchet

Edge-of-Dock Leveler



Part #	Capacity	Size	Description
SYFM-2072	20,000 lbs	72" W	<ul style="list-style-type: none"> Manual operation Includes leveler, rubber bumpers and steel bumper boxes Requires steel dock edge for proper installation

Dock Seal




Part #	Description
SYD-150-10	Max door size 8'W x 8'H, 10" projection
SYD-150-20	20" projection (for use with SYFM-2072 and SYPE-2072)

Dock Traffic System



Part #	Size (W x H)	Description
SYDTS-5	6½" x 11½"	<ul style="list-style-type: none"> Toggle switch operated 25W 115VDC




Molded Rubber Hose And Cable Bridge



Part #	Capacity	Size	Description
SYRHCB-12	2,400lb	12"W x 32"L overall 3½"W x 3"H usable channels	Includes one pair of connectors for using multiple units together to form one long bridge
SYMRBR-24	2,400lb	24"W x 24"L overall 2¾"W x 1½"H usable channel	

Wheel Chock			Part #	Size (W x H x D)	Description	Part #	Size (W x H x D)	Description
	SYBZ11931	4½" x 6" x 8¼"	Plastic, pair			SYLWC-15	8" x 8" x 8"	Laminated rubber
	SYBZ11933	4½" x 6½" x 17¾"	Structural foam			SYMS-15	9" x 8½" x 8"	Molded steel
	SYEALUM-7	7" x 8" x 10"	Extruded aluminum			SYRWC-8	7½" x 8" x 8½"	Molded rubber
	SYFAB-11	10¾" x 8" x 9"	Fabricated steel			SYRWC-8-HDL	9¼" x 6" x 8"	Molded rubber chock (handle)
	SYLWC-14	10" x 5½" x 10"	Laminated rubber			SYURWC-15	8" x 8" x 11"	Molded urethane

Cargo Strapping

	Part #	Capacity	Size (W x L)	Description
	SYSTRAP-12-RE	1,000lb	2" x 12'	E-clip type ends
	SYSTRAP-27-FH	3,325lb	2" x 27'	Flat hook
	SYSTRAP-27-RH	3,325lb Working load	2" x 27'	Rod hook

Pallet Puller



Part #	Capacity	Size	Description
SYPAL-12	5,000lb pulling		Single-scissor style
SYPAL-21	5,000lb pulling		
SYPPC-20	6,000lb pulling	Extension chain— 20" length x 1/4"	Double-scissor style

Dock Light



Part #	Size	Description
SY34250	Adjustable/flexible 42" tube	Dock 277V US
SY8553443	Adjustable/flexible 42" tube	Dock 230V Euro
SY8553443US	Adjustable/flexible 42" tube	Dock 115V US

Dock Light Bulb not Included



Part #	Size	Description
SYAR-38-90		Halogen bulb for dock light— 90W, 115VAC 115V AC power source required 1,270 lumens
SYLL-40	40" dock light included	Dual arm
SYLL-40ARM	40" double strut arm	
SYLL-60	60" dock light	
SYLL-60ARM	60" double strut arm	
SYLL-BRKT		Mounting bracket, set of 2

Trailer Stabilizing Jack



Part #	Capacity	Size	Description
SYLO-J	40,000lb lifting 100,000lb static	39" - 51" service range	Ratchet-style Use for OSHA compliance
SYSJ-35	5,000lb lifting 50,000lb static	44" - 51" service range	Spin top economy style Use for OSHA compliance
SYSP-TOP	40,000lb lifting 100,000lb static	39 1/2" - 51" service range	Spin top style Use for OSHA compliance
SYSP-TOP-R	40,000lb lifting 100,000lb static	41" - 50" service range	Ratchet-style Use for OSHA compliance

Pry Lever Bar



Part #	Capacity	Size	Description
SYPLB-5	4,250lb	5' wooden handle	Two 5" x 2" poly-on-steel wheels Steel nose plate
SYPLB-6	4,250lb	6' wooden handle	
SYPLB-7	4,250lb	7' wooden handle	
SYPLB/S-5	5,000lb	59 7/16" wooden handle	
SYPLB/S-6	5,000lb	71 7/16" wooden handle	
SYPLB/S-7	5,000lb	83 7/16" wooden handle	

Dock Bumper, Molded Rubber




Part #	Overall Size (W x L x D)
SYB-818	18" x 8" x 2"
SYB-1224-3	12" x 24" x 3"
SYDBE-10	4½" x 10" x 3"
SYDBE-10	4½" x 20" x 3"
SYDBE-30	4½" x 30" x 3"
SYL-1818-4	18" x 18" x 4"

Dock Bumper, Extruded Rubber



Part #	Overall Size (W x L x D)
SYBS-36	5½" x 36" x 1¼"
SYM-2-24	2" x 24" x 2"
SYM-2-36	2" x 36" x 2"
SYM-4-24	4" x 24" x 4"
SYM-4-36	4" x 36" x 4"

Dock Bumper, Laminated Rubber



Part #	Overall Size (W x L x D)
SY1012-4.5	10" x 12" x 4½"
SY1014-4.5	10" x 14" x 4½"
SY1018-4.5	10" x 18" x 4½"
SY1024-4.5	10" x 24" x 4½"
SY1212-4.5	12" x 12" x 4½"
SY1224-4.5	12" x 24" x 4½"

Strip Door


- ⅔" overlap
- Header mount
- Clear poly strips
- Optional wall-mount is available
- Special strip styler and sizes are available



Part #	Door Size (W x H)	Strip Size (W)
SYTG-1200-S-H-96-96	96" x 96"	12"
SYTG-1200-S-H-96-120	96" x 120"	12"
SYTG-800-S-H-36-84	36" x 84"	8"
SYTG-800-S-H-48-84	48" x 84"	8"
SYTG-800-S-H-48-96	48" x 96"	8"
SYTG-800-S-H-60-96	60" x 96"	8"
SYTG-800-S-H-72-96	72" x 96"	8"
SYTG-800-S-H-96-96	96" x 96"	8"

Steel Yard Ramps


Load and unload trailers from ground level when no freight dock exists. Manual two-speed hand crank for easy one person height adjustment 9" diameter steel dual wheels. Service range 45" to 62" Surface is heavy-duty open steel grating for positive traction. Steel construction with welding to meet AWSOverlap style lip is 15" long 4" high safety curbs. Units ship flat bed truck. Painted neutral earth-tone brown color



Part #	Capacity	Overall Width	Usable Width	Length
SYR-16-7230	16,000lb	72"	66"	30'
SYR-16-7236	16,000lb	72"	66"	36'
SYR-16-8430	16,000lb	84"	78"	30'
SYR-16-8436	16,000lb	84"	78"	36'
SYR-20-8536	20,000lb	85"	78"	36'
SYR-FS	Forklift pick-up slots option			
SYR-HL	Pneumatic tire and hand pump hydraulic lift option			
SYR-HL-DC	Pneumatic tire and dc powered hydraulic lift option			
SYR-TB	Tow bar loop option			
SYR-TB-H	Tow bar hitch option			

Aluminum Hand Truck Dockplates

- Lightweight design is ideal for foot or hand truck traffic only
- High-strength aluminum treadplate material is durable yet lightweight
- Zinc-plated locking legs and lifting handles for OSHA compliance
- Beveled entrance and exit edges for smoother transition
- All models ship UPS



Part #	Capacity	Size (W x H)	Height Differential	Plate Thickness
SYA-3024	500lb	30" x 24"	3"	1/4"
SYA-3030	500lb	30" x 30"	4"	1/4"
SYA-3036	500lb	30" x 36"	5"	1/4"
SYA-3048	500lb	30" x 48"	7"	1/4"
SYA-3624	500lb	36" x 24"	3"	1/4"
SYA-3630	500lb	36" x 30"	4"	1/4"
SYA-3636	500lb	36" x 36"	5"	1/4"
SYA-3648	500lb	36" x 48"	7"	1/4"
SYAH-3024	700lb	30" x 24"	3"	5/16"
SYAH-3030	700lb	30" x 30"	4"	5/16"
SYAH-3036	700lb	30" x 36"	5"	5/16"
SYAH-3048	700lb	30" x 48"	7"	5/16"
SYAH-3624	700lb	36" x 24"	3"	5/16"
SYAH-3630	700lb	36" x 30"	4"	5/16"
SYAH-3636	700lb	36" x 36"	5"	5/16"
SYAH-3648	700lb	36" x 48"	7"	5/16"

Hydraulic Elevating Cart



Part #	Capacity	Platform Size (W x L)	Service Range	Description
SYCART-400	400lb	17 1/2" x 27 1/2"	8 3/4" to 29"	Single-speed foot pump
SYCART-800-D	1000lb	31 1/2" x 63"	15" to 36"	Single-speed foot pump
SYCART-750	750lb	19 3/4" x 32 1/2"	15 1/2" to 35 1/2"	Two-speed foot pump
SYCART-1000-LD	800lb	20" x 35 1/2"	15 1/2" to 51"	Two-speed foot pump

Electric Hydraulic Scissor Lift Tables



Part #	Capacity	Platform Size (W x L)	Service Range	Description
SYEHLT-2448-4-43	4000lb	24" x 48"	7" to 43"	460V3 phase [other power options are available] Hand control
SYEHLT-3060-4-43	4000lb	30" x 60"	7" to 43"	
SYEHLT-4048-4-43	4000lb	40" x 48"	7" to 43"	
SYEHLT-4848-4-43	4000lb	48" x 48"	7" to 43"	
SYEHLT-4872-4-43	4000lb	48" x 72"	7" to 43"	

Hardwood Platform Truck

- 1600lb capacity
- Platform height 9"
- 6" x 2" Mold-on-rubber
- Removable push handle



Part #	Capacity	Deck Size (W x L)
SYVHPT-2448	1,600lb	24" x 48"
SYVHPT-2754	1,600lb	27" x 54"
SYVHPT-3060	1,600lb	30" x 60"
SYVHPT-3672	1,600lb	36" x 72"

Easy-Access Stock Truck

- Two shelf design with three support legs
- Fold down design simplifies assembly
- Two rigid and two swivel poly casters (with brake)
- Mount swivel casters in front for lighter applications
- Mount swivel casters to rear for heavier applications
- Chrome plated handles
- Stock truck sold separately



Part #	Shelf Capacity	Overall Capacity	Shelf Size (W x L)
SYEASY-A-1836	600lb	1,200lb	18" x 36"
SYEASY-A-2436	600lb	1,200lb	24" x 36"
SYEASY-A-2448	600lb	1,200lb	24" x 48"
SYEASY-A-WT	Writing table		

Heavy-Duty Ergo-Handle Cart

- Welded steel construction
- Removable chrome-plated handle
- 8" x 2" casters with roller bearings
- Two rigid and two swivel casters
- Platform size 24" x 36"
- 4000lb capacity
- Phenolic casters

Part #	Cart	Shelf Clearance
SYDH-PH4-2436	Two shelf	22"
SYDH-PH4-2448	Two shelf	22"
SYDH-PH4-2460	Two shelf	22"
SYDH-PH4-2472	Two shelf	22"
SYDH-PH4-3448	Two shelf	22"
SYDH-PH4-3460	Two shelf	22"
SYDH-PH4-3472	Two shelf	22"
SYDH-PH4-2436-3	Three shelf	10¼"
SYDH-PH4-2448-3	Three shelf	10¼"

Hand Cart with Foldable Handle



Part #	Overall Size (L x W x H)	Capacity
SYHTT-300	34¼" x 35" x 24¼" 870mm x 890mm x 615mm	660lb 300kg

Steel Dual Handle



Part #	Capacity	Wheel	Nose Plate	Overall Size (W x D x H)
SYDHHT-500S	500lb	10" x 3½" Pneumatic wheels	13¾" x 6½"	22½" x 17½" x 44½"
SYDHHT-500S-HR	500lb	10" x 2½" Hard rubber wheels	13¾" x 6½"	21" x 17½" x 44½"

Aluminum Dual Handle



Part #	Capacity	Wheel	Nose Plate	Overall Size (Wx D xH)
SYDHHT-500A-HR	500lb	10½" x 3½" Pneumatic wheels	18" x 7½"	20¼" x 19" x 51¼"
SYDHHT-500A	500lb	10½" x 3½" Pneumatic wheels	18" x 7½"	20¼" x 19" x 51¼"

Steel "P" Handle



Part #	Capacity	Wheel	Nose Plate	Overall Size (W x D x H)
SYPHHT-500S	600lb	10" x 3½" Pneumatic wheels	14" x 7½"	21" x 18" x 52"
SYPHHT-500S-HD-HR	600lb	10" x 2" Hard rubber wheels"	20" x 5⅞"	20" x 16¼" x 52"
SYPHHT-600S-IND	600lb	13" x 4" Pneumatic wheels	14" x 7"	22" x 22" x 52"

Aluminum "P" Handle



Part #	Capacity	Wheel	Nose Plate	Overall Size (W x D x H)
SYAPHT-500A	500/200lb	10" x 3½" Pneumatic Wheels	18" x 7½" 12" x 27"	20½" x 18½" x 52½"
SYAPHT-500A-HR	500/200lb	10" x 2" Hard Rubber Wheels	18" x 7½" 12" x 27"	18½" x 18½" x 52½"

Economy Portable High-Riser Skid Lifters

- Designed for use with skids and pallets without an understructure
- Front rollers and two swivel casters in rear to allow easy portability
- Service range 3½" to 31½"
- Constructed of steel
- 2,000 - 3,000lb capacity

Part #	Steel	Operation	Fork Size (W x L)
SYL-220-HD	Painted	Hand pump	20" x 43"
SYL-270-HD	Painted	Hand pump	27" x 43"
SYL-220-DC-HD	Painted	12V power	20" x 45"
SYL-270-DC-HD	Painted	12V power	27" x 45"
SYL-270-HD-SS	Stainless	Hand pump	27" x 45"



Economy Lever Hoist

- Alloy steel chain rated grade 100
- Drop forged hooks have durable latches and swivel 360°
- Deformation indicators on throat opening of both hooks
- 50% wider hardened ratchet gear and precision bearings
- Triple chain guide for consistent up and down free wheeling with one hand
- Meets ASME B30.21 specifications
Rugged storage bag included FREE with each purchase



Part #	Capacity	Lift
SYELH-05-5	500lb	5'
SYELH-15-5	1,500lb	5'
SYELH-15-10	1,500lb	10'
SYELH-15-20	1,500lb	20'
SYELH-30-5	3,000lb	5'
SYELH-30-10	3,000lb	10'
SYELH-30-20	3,000lb	20'
SYELH-60-5	6,000lb	5'
SYELH-60-10	6,000lb	10'
SYELH-60-20	6,000lb	20'

Professional Lever Hoist

- Alloy steel chain rated grade 100
- Drop forged hooks have durable latches and swivel 360°
- Deformation indicators on throat opening of both hooks
- 50% wider hardened ratchet gear and precision bearings
- Triple chain guide for consistent up and down free wheeling with one hand
- Meets ASME B30.21 specifications
Rugged storage bag included FREE with each purchase



Part #	Capacity	Lift
SYPLH-15-5	1500lb	5'
SYPLH-15-10	1500lb	10'
SYPLH-15-20	1500lb	20'
SYPLH-30-5	1500lb	5'
SYPLH-30-10	3000lb	10'
SYPLH-30-20	3000lb	20'
SYPLH-60-5	3000lb	5'
SYPLH-60-10	6000lb	10'
SYPLH-60-20	6000lb	20"

Ladders - No Handrail

Part #	Step Tread	Lift	Top Step (W x H)	Overall (W x D x H)
LAD-PW-18-2-G-NHR	Gripstrut	2	16 ¹³ / ₁₆ " x 20"	20 ⁷ / ₈ " x 25 ¹ / ₁₆ " x 20"
LAD-PW-26-2-G-NHR	Gripstrut	2	23 ³ / ₁₆ " x 20"	27 ⁵ / ₈ " x 25 ¹ / ₁₆ " x 20"
LAD-PW-26-2-P-NHR	Perforated	2	23 ³ / ₁₆ " x 20"	27 ⁵ / ₈ " x 25 ¹ / ₁₆ " x 20"
LAD-PW-32-2-G-NHR	Gripstrut	2	30 ¹ / ₄ " x 20"	34 ⁵ / ₁₆ " x 25 ¹ / ₁₆ " x 20"
LAD-PW-32-2-P-NHR	Perforated	2	30 ¹ / ₄ " x 20"	34 ⁵ / ₁₆ " x 25 ¹ / ₁₆ " x 20"
LAD-PW-18-3-G-NHR	Gripstrut	3	16 ¹³ / ₁₆ " x 30"	20 ⁷ / ₈ " x 31 ¹ / ₁₆ " x 30"
LAD-PW-18-3-P-NHR	Perforated	3	16 ¹³ / ₁₆ " x 30"	20 ⁷ / ₈ " x 31 ¹ / ₁₆ " x 30"
LAD-PW-26-3-G-NHR	Gripstrut	3	23 ³ / ₁₆ " x 30"	27 ⁵ / ₈ " x 31 ¹ / ₁₆ " x 30"
LAD-PW-26-3-P-NHR	Perforated	3	23 ³ / ₁₆ " x 30"	27 ⁵ / ₈ " x 3 ¹ / ₁₆ " x 30"
LAD-PW-32-3-G-NHR	Gripstrut	3	30 ¹ / ₄ " x 30"	34 ⁵ / ₁₆ " x 31 ¹ / ₁₆ " x 30"
LAD-PW-32-3-P-NHR	Perforated	3	30 ¹ / ₄ " x 30"	34 ⁵ / ₁₆ " x 31 ¹ / ₁₆ " x 30"
LAD-PW-18-4-G-NHR	Gripstrut	4	16 ¹³ / ₁₆ " x 40"	20 ⁷ / ₈ " x 38 ⁵ / ₈ " x 40"
LAD-PW-18-4-P-NHR	Perforated	4	16 ¹³ / ₁₆ " x 40"	20 ⁷ / ₈ " x 38 ⁵ / ₈ " x 40"
LAD-PW-26-4-G-NHR	Gripstrut	4	23 ³ / ₁₆ " x 40"	27 ⁵ / ₈ " x 38 ⁵ / ₈ " x 40"
LAD-PW-26-4-P-NHR	Perforated	4	23 ³ / ₁₆ " x 40"	27 ⁵ / ₈ " x 38 ⁵ / ₈ " x 40"
LAD-PW-32-4-G-NHR	Gripstrut	4	30 ¹ / ₄ " x 40"	34 ⁵ / ₁₆ " x 38 ⁵ / ₈ " x 40"
LAD-PW-32-4-P-NHR	Perforated	4	30 ¹ / ₄ " x 40"	34 ⁵ / ₁₆ " x 38 ⁵ / ₈ " x 40"

Ladders - Handrail Included

Part #	Step Tread	Number of Steps	Top Step (W x H)	Overall (W x D x H)
LAD-PW-18-2-G	Gripstrut	2	16 ¹³ / ₁₆ " x 20"	20 ⁷ / ₈ " x 34 ¹ / ₁₆ " x 50"
LAD-PW-18-2-P	Perforated	2	16 ¹³ / ₁₆ " x 20"	20 ⁷ / ₈ " x 34 ¹ / ₁₆ " x 50"
LAD-PW-26-2-G	Gripstrut	2	23 ⁷ / ₁₆ " x 20"	27 ⁵ / ₈ " x 34 ¹ / ₁₆ " x 50"
LAD-PW-26-2-P	Perforated	2	23 ⁷ / ₁₆ " x 20"	27 ⁵ / ₈ " x 34 ¹ / ₁₆ " x 50"
LAD-PW-32-2-G	Gripstrut	2	30 ¹ / ₄ " x 20"	34 ⁵ / ₁₆ " x 31 ¹ / ₁₆ " x 50"
LAD-PW-32-2-P	Perforated	2	30 ¹ / ₄ " x 20"	34 ⁵ / ₁₆ " x 34 ¹ / ₁₆ " x 50"
LAD-PW-18-3-G	Gripstrut	3	16 ¹³ / ₁₆ " x 30"	20 ⁷ / ₈ " x 34 ⁵ / ₁₆ " x 60"
LAD-PW-18-3-P	Perforated	3	16 ¹³ / ₁₆ " x 30"	20 ⁷ / ₈ " x 34 ⁵ / ₁₆ " x 60"
LAD-PW-26-3-G	Gripstrut	3	23 ⁷ / ₁₆ " x 30"	27 ⁵ / ₈ " x 34 ⁵ / ₁₆ " x 60"
LAD-PW-26-3-P	Perforated	3	23 ⁷ / ₁₆ " x 30"	27 ⁵ / ₈ " x 34 ⁵ / ₁₆ " x 60"
LAD-PW-32-3-G	Gripstrut	3	30 ¹ / ₄ " x 30"	34 ⁵ / ₁₆ " x 34 ⁵ / ₁₆ " x 60"
LAD-PW-32-3-P	Perforated	3	30 ¹ / ₄ " x 30"	34 ⁵ / ₁₆ " x 34 ⁵ / ₁₆ " x 60"
LAD-PW-18-4-G	Gripstrut	4	16 ¹³ / ₁₆ " x 40"	20 ⁷ / ₈ " x 40 ⁷ / ₁₆ " x 70"
LAD-PW-18-4-P	Perforated	4	16 ¹³ / ₁₆ " x 20"	20 ⁷ / ₈ " x 40 ⁷ / ₁₆ " x 70"
LAD-PW-26-4-G	Gripstrut	4	23 ⁷ / ₁₆ " x 40"	27 ⁵ / ₈ " x 40 ⁷ / ₁₆ " x 70"
LAD-PW-26-4-P	Perforated	4	23 ⁷ / ₁₆ " x 40"	27 ⁵ / ₈ " x 40 ⁷ / ₁₆ " x 70"
LAD-PW-32-4-G	Gripstrut	4	30 ¹ / ₄ " x 40"	34 ⁵ / ₁₆ " x 40 ⁷ / ₁₆ " x 70"
LAD-PW-32-4-P	Perforated	4	30 ¹ / ₄ " x 40"	34 ⁵ / ₁₆ " x 40 ⁷ / ₁₆ " x 70"
LAD-PW-18-5-G	Gripstrut	5	16 ¹³ / ₁₆ " x 50"	20 ⁷ / ₈ " x 47 ⁵ / ₁₆ " x 80"
LAD-PW-18-5-P	Perforated	5	16 ¹³ / ₁₆ " x 50"	20 ⁷ / ₈ " x 47 ⁵ / ₁₆ " x 80"
LAD-PW-26-5-G	Gripstrut	5	23 ⁷ / ₁₆ " x 50"	27 ⁵ / ₈ " x 47 ⁵ / ₁₆ " x 80"
LAD-PW-26-5-P	Perforated	5	23 ⁷ / ₁₆ " x 50"	27 ⁵ / ₈ " x 47 ⁵ / ₁₆ " x 80"
LAD-PW-32-5-G	Gripstrut	5	30 ¹ / ₄ " x 50"	34 ⁵ / ₁₆ " x 47 ⁵ / ₁₆ " x 80"
LAD-PW-32-5-P	Perforated	5	30 ¹ / ₄ " x 50"	34 ⁵ / ₁₆ " x 47 ⁵ / ₁₆ " x 80"
LAD-PW-18-6-G	Gripstrut	6	16 ¹³ / ₁₆ " x 60"	23 ¹³ / ₁₆ " x 50 ¹ / ₈ " x 90"
LAD-PW-18-6-P	Perforated	6	16 ¹³ / ₁₆ " x 60"	25 ¹ / ₂ " x 50 ¹ / ₈ " x 90"
LAD-PW-26-6-G	Gripstrut	6	23 ⁷ / ₁₆ " x 60"	29 ³ / ₄ " x 50 ³ / ₁₆ " x 90"
LAD-PW-26-6-P	Perforated	6	23 ⁷ / ₁₆ " x 60"	29 ³ / ₄ " x 50 ³ / ₁₆ " x 90"
LAD-PW-32-6-G	Gripstrut	6	30 ¹ / ₄ " x 60"	38 ¹⁵ / ₁₆ " x 50 ¹ / ₈ " x 90"
LAD-PW-32-6-P	Perforated	6	30 ¹ / ₄ " x 60"	38 ¹⁵ / ₁₆ " x 50 ¹ / ₈ " x 90"
LAD-PW-18-7-G	Gripstrut	7	16 ¹³ / ₁₆ " x 70"	23 ¹³ / ₁₆ " x 56 ¹ / ₄ " x 100"
LAD-PW-18-7-P	Perforated	7	16 ¹³ / ₁₆ " x 70"	25 ¹ / ₂ " x 56 ¹ / ₄ " x 100"
LAD-PW-26-7-G	Gripstrut	7	23 ⁷ / ₁₆ " x 70"	29 ³ / ₄ " x 56 ⁵ / ₁₆ " x 100"
LAD-PW-26-7-P	Perforated	7	23 ⁷ / ₁₆ " x 70"	29 ³ / ₄ " x 56 ⁵ / ₁₆ " x 100"
LAD-PW-32-7-G	Gripstrut	7	30 ¹ / ₄ " x 70"	38 ¹⁵ / ₁₆ " x 56 ¹ / ₄ " x 100"
LAD-PW-32-7-P	Perforated	7	30 ¹ / ₄ " x 70"	38 ¹⁵ / ₁₆ " x 56 ¹ / ₄ " x 100"
LAD-PW-26-8-G	Gripstrut	8	23 ⁷ / ₁₆ " x 80"	29 ³ / ₄ " x 63 ³ / ₁₆ " x 110"
LAD-PW-26-8-P	Perforated	8	23 ⁷ / ₁₆ " x 80"	29 ³ / ₄ " x 63 ³ / ₁₆ " x 110"
LAD-PW-32-8-G	Gripstrut	8	30 ¹ / ₄ " x 80"	38 ¹⁵ / ₁₆ " x 63 ¹ / ₈ " x 110"
LAD-PW-32-8-P	Perforated	8	30 ¹ / ₄ " x 80"	38 ¹⁵ / ₁₆ " x 63 ¹ / ₈ " x 110"
LAD-PW-26-9-G	Gripstrut	9	23 ⁷ / ₁₆ " x 90"	29 ¹ / ₄ " x 68 ¹⁵ / ₁₆ " x 120"
LAD-PW-26-9-P	Perforated	9	23 ⁷ / ₁₆ " x 90"	29 ³ / ₄ " x 68 ¹⁵ / ₁₆ " x 120"
LAD-PW-32-9-G	Gripstrut	9	30 ¹ / ₄ " x 90"	38 ¹⁵ / ₁₆ " x 68 ⁷ / ₈ " x 120"
LAD-PW-32-9-P	Perforated	9	30 ¹ / ₄ " x 90"	38 ¹⁵ / ₁₆ " x 68 ⁷ / ₈ " x 120"
LAD-PW-26-10-G	Gripstrut	10	23 ⁷ / ₁₆ " x 100"	30 ⁹ / ₁₆ " x 75 ¹ / ₈ " x 130"
LAD-PW-26-10-P	Perforated	10	23 ⁷ / ₁₆ " x 100"	32 ¹ / ₄ " x 75 ¹ / ₈ " x 130"
LAD-PW-32-10-G	Gripstrut	10	30 ¹ / ₄ " x 100"	38 ¹⁵ / ₁₆ " x 75 ¹ / ₈ " x 130"
LAD-PW-32-10-P	Perforated	10	30 ¹ / ₄ " x 100"	38 ¹⁵ / ₁₆ " x 75 ¹ / ₈ " x 130"
LAD-PW-26-11-G	Gripstrut	11	23 ⁷ / ₁₆ " x 110"	33 ³ / ₁₆ " x 81 ³ / ₈ " x 140"

Ladders - Handrail Included

Part #	Step Tread	Number of Steps	Top Step (W x H)	Overall (W x D x H)
LAD-PW-26-11-P	Perforated	11	23 ³ / ₁₆ " x 110"	33 ³ / ₁₆ " x 81 ³ / ₈ " x 140"
LAD-PW-32-11-G	Gripstrut	11	30 ¹ / ₄ " x 110"	38 ⁵ / ₁₆ " x 81 ³ / ₈ " x 140"
LAD-PW-32-11-P	Perforated	11	30 ¹ / ₄ " x 110"	38 ⁵ / ₁₆ " x 81 ³ / ₈ " x 140"
LAD-PW-26-12-G	Gripstrut	12	23 ³ / ₁₆ " x 120"	33 ³ / ₁₆ " x 87 ⁵ / ₈ " x 156"
LAD-PW-26-12-P	Perforated	12	23 ³ / ₁₆ " x 120"	33 ³ / ₁₆ " x 87 ⁵ / ₈ " x 156"
LAD-PW-32-12-G	Gripstrut	12	30 ¹ / ₄ " x 120"	38 ⁵ / ₁₆ " x 87 ⁵ / ₈ " x 156"
LAD-PW-32-12-P	Perforated	12	30 ¹ / ₄ " x 120"	38 ⁵ / ₁₆ " x 87 ⁵ / ₈ " x 156"

Commercial Spring Loaded Ladders

- All directional spring loaded swivel casters
- Colors available yellow, blue, white



Part #	Capacity	Number of Steps	Top Step Height
SYLAD-1-*	300lb	1	10"
SYLAD-2-*	300lb	2	19 ¹ / ₄ "
SYLAD-3-*	300lb	3	28 ¹ / ₂ "
SYLAD-4-*	300lb	4	38"
SYLAD-5-*	300lb	5	47 ³ / ₈ "

Load Back Rests Class 2

- Rack-like extension
- Helps stop load from shifting backward
- High wear replacement parts available
- Fits TRF and SH side shifts
- Fits PH fork positioners



Part #	(W x H)		Bolts Per Side
SYLBR225.080	31.50" X 48.00"	800mm x 1219mm	2
SYLBR225.082	32.00" x 48.00"	813mm x 1219mm	2
SYLBR225.092	36.00" x 48.00"	914mm x 1219mm	2
SYLBR225.093	36.00" x 48.00"	940mm x 1219mm	2
SYLBR225.094	37.00" x 48.00"	940mm x 1219mm	2
SYLBR225.098	38.00" x 48.00"	990mm x 1219mm	2
SYLBR225.100	39.00" x 48.00"	990mm x 1219mm	2
SYLBR225.102	40.00" x 48.00"	1016mm x 1219mm	2
SYLBR225.104	41.00" x 48.00"	1041mm x 1219mm	2
SYLBR225.107	42.00" x 48.00"	1066mm x 1219mm	2
SYLBR225.110	43.00" x 48.00"	1092mm x 1219mm	2
SYLBR225.115	45.00" x 48.00"	1143mm x 1219mm	2
SYLBR225.122	48.00" x 48.00"	1219mm x 1219mm	2
SYLBR225.140	55.00" x 48.00"	1397mm x 1219mm	2

Load Back Rests Class 3

- Rack-like extension
- Helps stop load from shifting backward
- High wear replacement parts available
- Fits TRF and SH side shifts
- Fits PH fork positioners



Part #	(W x H)		Bolts Per Side	Notes
SYLBR335.096	38.00" x 48.00"	965mm x 1219mm	4	Light duty
SYLBR335.100	39.00" x 48.00"	990mm x 1219mm	4	Light duty
SYLBR350.100	39.00" x 48.00"	990mm x 1219mm	4	Heavy duty
SYLBR335.102	40.00" x 48.00"	1016mm x 1219mm	4	Light duty
SYLBR350.102	40.00" x 48.00"	1016mm x 1219mm	4	Heavy duty
SYLBR335.110	43.00" x 48.00"	1092mm x 1219mm	4	Light duty
SYLBR335.115	45.00" x 48.00"	1143mm x 1219mm	4	Light duty
SYLBR350.115	45.00" x 48.00"	1143mm x 1219mm	4	Heavy duty
SYLBR335.120	47.00" x 48.00"	1193mm x 1219mm	4	Light duty
SYLBR350.120	47.00" x 48.00"	1193mm x 1219mm	4	Heavy duty
SYLBR335.125	49.00" x 48.00"	1245mm x 1219mm	4	Light duty
SYLBR335.135	53.00" x 48.00"	1346mm x 1219mm	4	Light duty
SYLBR335.140	55.00" x 48.00"	1397mm x 1219mm	4	Light duty
SYLBR335.150	59.00" x 48.00"	1499mm x 1219mm	4	Light duty
SYLBR350.150	59.00" x 48.00"	1499mm x 1219mm	4	Heavy duty

Load Back Rests Class 4

- Rack-like extension
- Helps stop load from shifting backward
- High wear replacement parts available
- Fits TRF and SH side shifts
- Fits PH fork positioners



Part #	(W x H)		Bolts Per Side	Notes
SYLBR460.119	47.00" x 48.00"	1193mm x 1219mm	4	Light duty
SYLBR460.120	47.00" x 48.00"	1193mm x 1219mm	4	Light duty
SYLBR460.150	59.00" x 48.00"	1499mm x 1219mm	4	Light duty
SYLBR480.150	59.00" x 48.00"	1499mm x 1219mm	4	Heavy duty
SYLBR460.170	67.00" x 48.00"	1702mm x 1219mm	4	Light duty
SYLBR460.180	71.00" x 48.00"	1803mm x 1219mm	4	Light duty
SYLBR480.180	71.00" x 48.00"	1803mm x 1219mm	4	Heavy duty
SYLBR480.200	79.00" x 48.00"	2007mm x 1219mm	4	Heavy duty
SYLBR460.220	87.00" x 48.00"	2210mm x 1219mm	4	Light duty

Class 2 & 3 Carpet Rams



Part #	Class	Back Height	Back Width	Length	Diameter	Weight Per Ram lbs	Capacity	Distance Between Fixing Brackets
SYCFS-9	2	20½" 521mm	11½" 292mm	9' 2.7m	2¾" 70mm	397lb 180kg	2,500lb 1,134kg	16" 406mm
SYCFS-10	2	20½" 521mm	11½" 292mm	10' 3.0m	2¾" 70mm	421lb 191kg	2,500lb 998kg	16" 406mm
SYCFS-12	2	20½" 521mm	11½" 292mm	12' 3.7m	2¾" 70mm	478lb 217kg	1,800lb 816kg	16" 406mm
SYCFS-9/3	3	24½" 622mm	14" 356mm	9' 2.7m	2¾" 70mm	397lb 180kg	2,500lb 1,134kg	20" 508mm
SYCFS-10/3	3	24½" 622mm	14" 356mm	10' 3.0m	2¾" 70mm	421lb 180kg	2,500lb 998 kg	20" 508mm
SYCFS-12/3	3	24½" 622mm	14" 356mm	12' 3.7m	2¾" 70mm	478lb 217kg	1,800lb 816kg	20" 508mm

Fork Wear Pad

5mm wear thickness (+ 1mm adhesive) and 100mm length stick firmly onto the bottom of the heel

Part #	Size
SY73048	3" x 4" 75mm x 100mm
SY73049	4" x 4" 100mm X 100mm


Fork Dollies

A safe and easy way to move your forks or mount them on a carriage

Part #	Dimensions
SY41866	One fork capacity 2¾" x 6½" 70mm x 165mm
SY41868	Two fork capacity 2¾" x 12½" 70mm x 318mm

Fork Extensions

- Each extension includes a non-removable loop designed to prevent the extension from sliding off the end of the fork
- ANSI 56.1 compliant
- Powder coat safety yellow finish for durability
- All-steel construction for years of reliable use
- Each extension includes warning and operating stickers
- Sold in pairs



Maximum Fork Thickness	Maximum Fork Width	Minimum Fork Length	Part #	Length	Load Center of Extension	Maximum Load Capacity (per pair)
2"Max Pocket	4" 102mm	32" 813mm	SYEXT4X48	48" 1219mm	24" 610mm	4,852lb 2,201kg
		36" 914mm	SYEXT4X54	54" 1372mm	27" 685mm	4,387lb 1,990kg
		40" 1016mm	SYEXT4X60	60" 1524mm	30" 762mm	4,103lb 1,861kg
		48" 1219mm	SYEXT4X72	72" 1829mm	36" 914mm	3,704lb 1,680kg
		56" 1420mm	SYEXT4X84	84" 2134mm	42" 1067mm	3,404lb 1,544kg
		64" 1625mm	SYEXT4X96	96" 2438mm	48" 1219mm	3,203lb 1,453kg
	5" 127mm	32" 813mm	SYEXT5X48	48" 1219mm	24" 610mm	6,792lb 3,081kg
		36" 914mm	SYEXT5X54	54" 1372mm	27" 685mm	6,142lb 2,786kg
		40" 1016mm	SYEXT5X60	60" 1524mm	30" 762mm	5,706lb 2,588kg
		48" 1219mm	SYEXT5X72	72" 1829mm	36" 914mm	5,205lb 2,361kg
		56" 1420mm	SYEXT5X84	84" 2134mm	42" 1067mm	4,804lb 2,179kg
		64" 1625mm	SYEXT5X96	96" 2438mm	48" 1219mm	4,603lb 2,088kg
6" 152mm	32" 813mm	SYEXT6X48	48" 1219mm	24" 610mm	8,735lb 3,962kg	
	36" 914mm	SYEXT6X54	54" 1372mm	27" 685mm	7,897lb 3,582kg	
	40" 1016mm	SYEXT6X60	60" 1524mm	30" 762mm	7,306lb 3,314kg	
	48" 1219mm	SYEXT6X72	72" 1829mm	36" 914mm	6,605lb 2,996kg	
	56" 1420mm	SYEXT6X84	84" 2134mm	42" 1067mm	6,206lb 2,815kg	
	64" 1625mm	SYEXT6X96	96" 2438mm	48" 1219mm	5,906lb 2,679kg	

Fork Protectors

- Protective Buffer - Provides cushioned non-slip surface between cargo and steel lift truck forks eliminating costly damage experienced during loading and unloading process
- Non-slip Surface - Cargo remains securely positioned while in transit
- Polyurethane - Engineered to provide durability and unmatched service life
- Easy to install - Slides over standard lift truck forks and remains secure with provided mounting hardware
- OEM Attachment - Designed to extract OEM specifications
- Ready to ship - Popular sizes in stock for immediate shipment
- Sold each



Part #	Length	Width
SYFRKP-4X30	4.00" 102mm	30.00" 762mm
SYFRKP-4X32	4.00" 102mm	32.00" 813mm
SYFRKP-4X36	4.00" 102mm	36.00" 914mm
SYFRKP-4X42	4.00" 102mm	42.00" 1067mm
SYFRKP-4X48	4.00" 102mm	48.00" 1219mm
SYFRKP-4X60	4.00" 102mm	60.00" 1524mm
SYFRKP-5X36	5.00" 127mm	36.00" 914mm
SYFRKP-5X42	5.00" 127mm	42.00" 1067mm
SYFRKP-5X48	5.00" 127mm	48.00" 1219mm
SYFRKP-5X54	5.00" 127mm	54.00" 1372mm
SYFRKP-5X55	5.00" 127mm	55.00" 1397mm
SYFRKP-5X60	5.00" 127mm	60.00" 1524mm
SYFRKP-6X36	6.00" 127mm	36.00" 914mm
SYFRKP-6X48	6.00" 127mm	48.00" 1219mm
SYFRKP-6X54	6.00" 127mm	54.00" 1372mm
SYFRKP-6X55	6.00" 127mm	55.00" 1397mm
SYFRKP-6X60	6.00" 127mm	60.00" 1524mm

Fork Heal Protector

- Used to prevent wear around the blade and heel
- Fits neatly onto the heel to prevent them from dragging on the ground



Part #	Size
SYFRKFP-4	4.00" 80mm -100mm
SYFRKFP-5	5.00" 120mm -130mm
SYFRKFP-6	6.00" 152mm
SYFRKFP-8	8.00" 203mm

Load Cushion

- Protective barrier between the load and the back of the forks
- Made from heavy duty molded rubber
- Fits to rear face of forks
- Absorbs impact



Part #	Size
SYFRKLC-4	4.00" 80mm -100mm
SYFRKLC-5	5.00" 120mm -130mm
SYFRKLC-6	6.00" 152mm
SYFRKLC-8	8.00" 203mm



Parts sourced by TVH.

MAGNASOURCE INC.

833-362-8590 / support@magnasourceinc.com
WWW.MAGNASOURCEINC.COM